

REVIEWED

By Anne Nord at 1:36 pm, Nov 23, 2020

§ 11/20/2020

Worklist: 4617

<u>LAB CASE</u>	<u>ITEM</u>	<u>ITEM TYPE</u>	<u>DESCRIPTION</u>	
M2020-4219	1	BCK	AM 28 Blood Multi-Drug Quant Panel 1 by LC-QQQ	
M2020-4220	1	BCK	AM 28 Blood Multi-Drug Quant Panel 1 by LC-QQQ	
M2020-4262	1	BCK	AM 28 Blood Multi-Drug Quant Panel 1 by LC-QQQ	
P2020-3119	4	BCK	AM 28 Blood Multi-Drug Quant Panel 1 by LC-QQQ	
P2020-3139	1	BCK	AM 28 Blood Multi-Drug Quant Panel 1 by LC-QQQ	
P2020-3162	1	BCK	AM 28 Blood Multi-Drug Quant Panel 1 by LC-QQQ	
P2020-3188	1	BCK	AM 28 Blood Multi-Drug Quant Panel 1 by LC-QQQ	
P2020-3202	1	BCK	AM 28 Blood Multi-Drug Quant Panel 1 by LC-QQQ	
P2020-3207	1	BCK	AM 28 Blood Multi-Drug Quant Panel 1 by LC-QQQ	
P2020-3231	1	BCK	AM 28 Blood Multi-Drug Quant Panel 1 by LC-QQQ	
P2020-3232	1	BCK	AM 28 Blood Multi-Drug Quant Panel 1 by LC-QQQ	
P2020-3233	1	BCK	AM 28 Blood Multi-Drug Quant Panel 1 by LC-QQQ	
P2020-3236	1	BCK	AM 28 Blood Multi-Drug Quant Panel 1 by LC-QQQ	
P2020-3238	1	BCK	AM 28 Blood Multi-Drug Quant Panel 1 by LC-QQQ	
P2020-3239	1	BCK	AM 28 Blood Multi-Drug Quant Panel 1 by LC-QQQ	
P2020-3240	1	BCK	AM 28 Blood Multi-Drug Quant Panel 1 by LC-QQQ	
P2020-3241	1	BCK	AM 28 Blood Multi-Drug Quant Panel 1 by LC-QQQ	
P2020-3242	1	BCK	AM 28 Blood Multi-Drug Quant Panel 1 by LC-QQQ	
P2020-3245	1	BCK	AM 28 Blood Multi-Drug Quant Panel 1 by LC-QQQ	
P2020-3257	1	BCK	AM 28 Blood Multi-Drug Quant Panel 1 by LC-QQQ	
P2020-3290	1	BCK	AM 28 Blood Multi-Drug Quant Panel 1 by LC-QQQ	

Worklist: 4617

5

<u>LAB CASE</u>	<u>ITEM</u>	<u>ITEM TYPE</u>	<u>DESCRIPTION</u>
P2020-3291	1	BCK	AM 28 Blood Multi-Drug Quant Panel 1 by LC-QQQ



AM# 28: Multi-Drug Quantitation in Blood by LC-MS/MS

Extraction Date: 11/19/20
Plate lot#: IDP-111-2-200513

Analyst: Sarah Pickle
Plate Expiration: 11/13/20

Mobile phase A: 5mM Amm Form + 0.01% FA
0.5M Ammonium Hydroxide

Mobile phase B: 0.01% Formic Acid in MeOH
Ethyl Acetate 20% Methanol in Water

Blank Blood Lot: Lampire 20K20702

Column: Agilent 120 EC-C18 (2.1x 100-2.7um)

LCMS-QQQ ID: 069901

Pre-Analytic:

- 1. Check levels of mobile phases and needle wash refill as needed. Ensure waste is not full.
- 2. Ensure correct column is installed and begin mobile phase flow allow to equilibrate ~ 30 minutes.

Analytic:

- 1. Remove standards, plate, controls, and samples from cold storage. Allow to reach room temperature.
- 2. Pipette **250 µL blood (calibrated pipette)** in wells of analytical (standards) plate. **Pipette ID: #16**
- 3. Place on shaking incubator at ambient temp., 900rpm for 15 minutes.
- 4. Pipette **250 µL 0.5 M ammonium hydroxide** in wells of analytical plate.
- 5. Place on shaking incubator at ambient temp., 900rpm for 15 minutes.
- 6. Transfer **300 µL of blood+base** mixture to corresponding wells of SLE+ plate.
- 7. Apply positive pressure for approx. 10-15 seconds (or until no liquid remains on top of sorbent).
(Load at 85-100 PSI- Selector to the right)
- 8. Wait 5 minutes.
- 9. Add **900 µL ethyl acetate.**
- 10. Wait 5 minutes.
- 11. Apply positive pressure for approx. 10-15 seconds. *(12-15 PSI- Selector to the left).*
- 12. Add **900 µL ethyl acetate.**
- 13. Wait 5 minutes.
- 14. Apply positive pressure for approx. 15 seconds. *(12-15 PSI- Selector to the left).*
- 15. Remove plate containing eluate. Place on SPE Dry and evaporate to dryness at approx. 35°C.
- 16. Reconstitute in **100 µL 20% LCMS MeOH in water** and heat seal plate with foil. Place in autosampler and run worklist.

Post-Analytic

- 1. Create batch and process data.
- 2. Make necessary changes to integration limits
- 3. Integration linear and R² values ≥0.98 for each analyte.
- 4. For unknown samples and controls: response ratio within 20% of average of controls and standards, RT within +/- 5% (tramadol RT +/-2%), S/N for primary transition >10 and secondary transitions >5.
- 5. Did all QCs pass for each analyte? Y / N _____ Add Control data to QC tracking spreadsheet.
- 6. Central File Packet to include: LIMS Worklist, Method Checklist, Calibration and Control Reports.

COMMENTS:

Curves limited: Clonazepam 5-500, Dihydrocodeine 5-500, Lamotrigine 5-250, Lorazepam 5-100, Meprobamate 5-500, Norbuprenorphine 2.5-100, Norhydrocodone 5-250, Quetiapine 5-500

P2020-2819, P2020-3003, and M2020-3754 from worklist 4595 were ran with this batch due to potential contamination from original run. The data from this batch will be used.

According to the analytical method, an external control was ran due to the expired plate.

§



Idaho State Police Forensic Services

AM #25 Blood Multi-Drug Screen by LCMS-QQQ

And

AM #28 Blood Multi-Drug Confirmatory Analysis by LCMS-QQQ---Panel 1

Methanol External Control Solution (Lot: 031820)

100 µL of 1mg/mL stock was added to each drug to 9700 µL of LC MeOH.

<i>Component</i>	<i>Source</i>	<i>Source Lot Number</i>	<i>Expiration Date</i>
Methanol (LCMS)	Fisher	193068	
O-desmethyl Tramadol	Cerilliant	FN01241702	04/30/2022
Amphetamine	Cerilliant	FE04061701	06/30/2022
Alprazolam	Cerilliant	FE07061604	07/31/2021
Prepared:	03/18/20		
Prepared By:	Sarah Pickle		
Expires:	03/18/21		

Blood External Control Solution (Lot: WS031820)

100 µL of methanol external control solution was added to 9900 µL of blood.

Approximately 100 ng/mL of each compound.

<i>Component</i>	<i>Source</i>	<i>Source Lot Number</i>
Negative Blood	Hemostat	445283-3
Methanol External Control Solution		031820
Prepared:	03/18/20	
Prepared by:	Sarah Pickle	
Expires:	03/18/21	

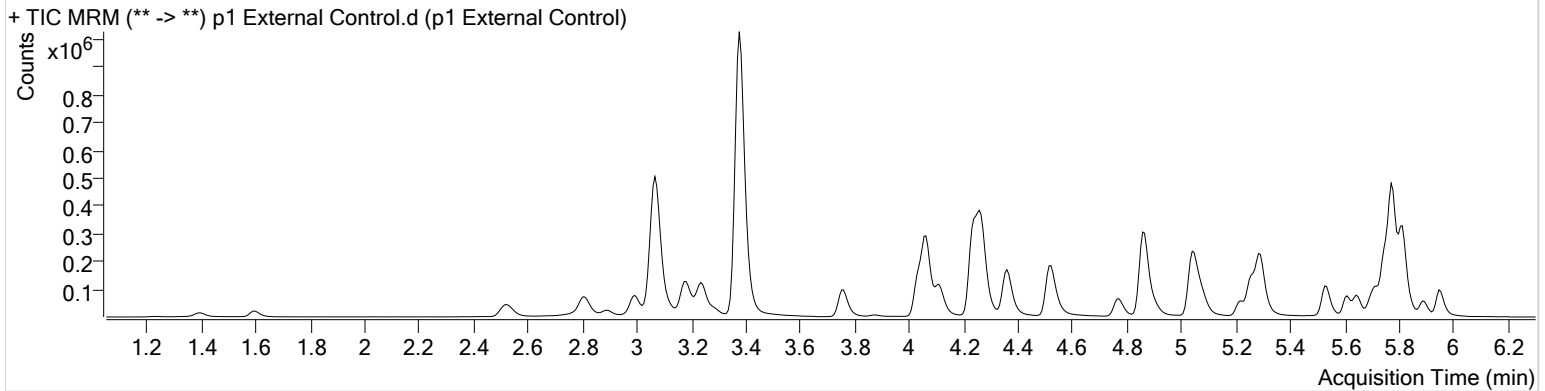
AM #28 Multi-Drug Quant. Results



Batch results D:\MassHunter\Data\2020\AM 27-28\111920 AM 28 P2 TS SP SJ_AM 28 27 SP\QuantResults\AM 28 P1 SP.batch.bin
Calibration Last Update 11/23/2020 9:15:50 AM

Instrument Type	Instrument 1 Sample	Data File	p1 External Control.d
Acq. Method	AM 28 MDQ P1.m	Sample Operator	p1 External Control Sarah Pickle
Sample Position	P2-G6	Comment	
Injection Volume	2		
Acq. Date-Time	11/20/2020 10:49:58 AM		
Sample Info.			

Sample Chromatogram



Name	RT	Resp.	S/N	Ratio	S/N	ISTD Resp.	Final Conc.
Alprazolam	5.778	403103	5224.95	105.5	∞	105507	80.2970 ng/ml
Amphetamine	3.071	959582	30182.70	51.9	20863.21	63363	85.8360 ng/ml
O-desmethyl-tramadol	3.377	1529528	1785.46	7.0	4531.96	1008315	85.5493 ng/ml

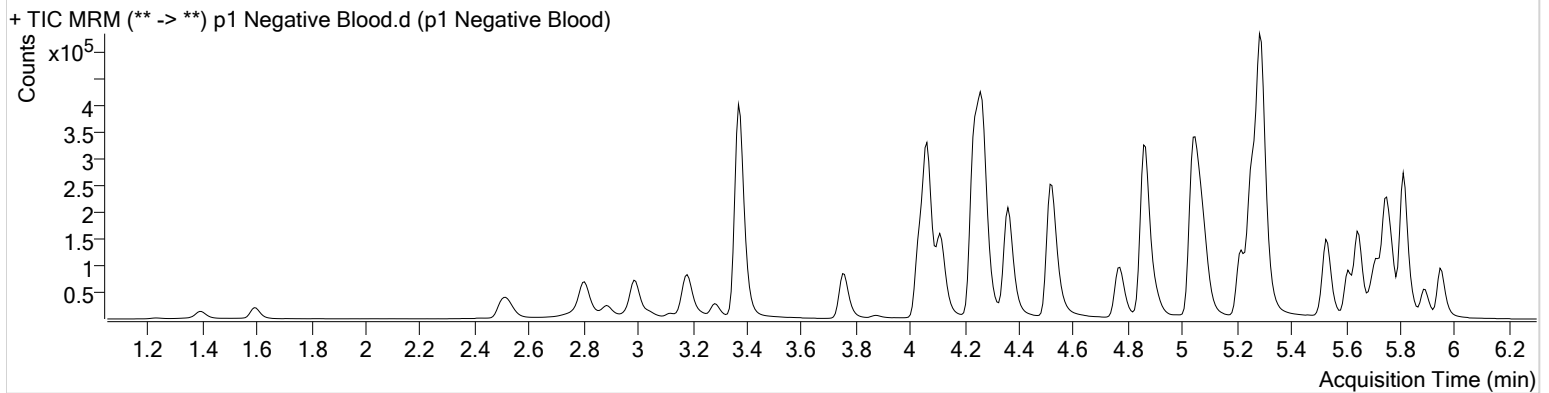
AM #28 Multi-Drug Quant. Results



Batch results D:\MassHunter\Data\2020\AM 27-28\111920 AM 28 P2 TS SP SJ_AM 28 27 SP\QuantResults\AM 28 P1 SP.batch.bin
Calibration Last Update 11/23/2020 9:15:50 AM

Instrument Type	Instrument 1 Sample	Data File	p1 Negative Blood.d
Acq. Method	AM 28 MDQ P1.m	Sample Operator	p1 Negative Blood Sarah Pickle
Sample Position	P2-F6	Comment	
Injection Volume	2		
Acq. Date-Time	11/20/2020 11:11:11 AM		
Sample Info.			

Sample Chromatogram



AM #28 Multi-Drug Quant. Results



Batch results

D:\MassHunter\Data\2020\AM 27-28\111920 AM 28 P2 TS SP SJ_AM 28 27 SP\QuantResults\AM 28 P1 SP.batch.bin

Calibration Last Update

11/23/2020 9:15:50 AM

Instrument

Instrument 1

Data File

p1 QC 10.d

Type

QC

Sample

p1 QC 10

Acq. Method

AM 28 MDQ P1.m

Operator

Sarah Pickle

Sample Position

P2-A6

Comment

Injection Volume

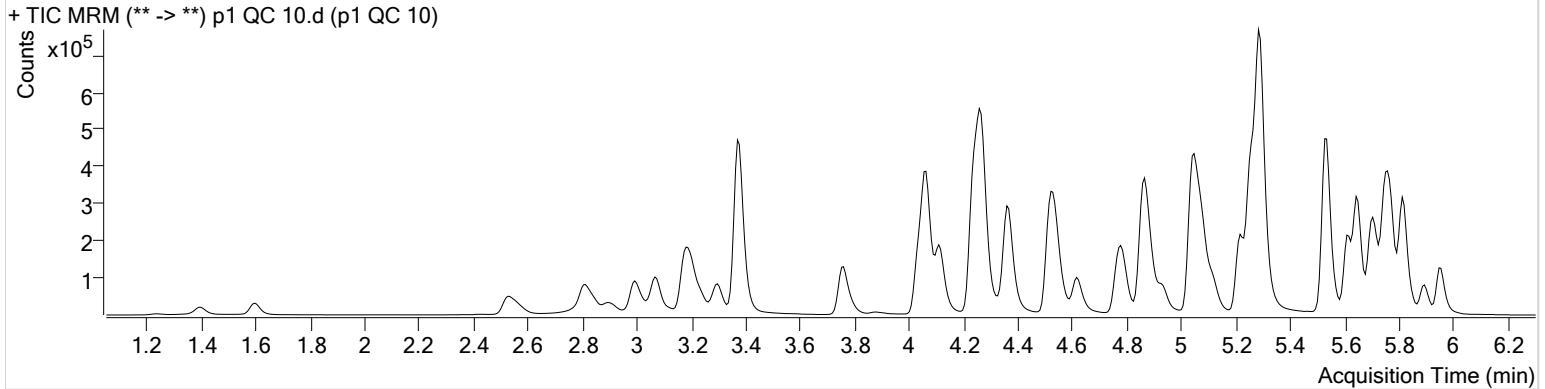
2

Acq. Date-Time

11/20/2020 9:14:31 AM

Sample Info.

Sample Chromatogram



Name	RT	Resp.	S/N	Ratio	S/N	ISTD Resp.	Final Conc.
6-MAM	3.132	1358	4459.86	62.8	∞	17145	1.0245 ng/ml
7-aminoclonazepam	4.277	30514	190.41	74.6	1364.39	102884	9.5815 ng/ml
a-hydroxyalprazolam	5.701	16139	526.84	63.7	467.84	19961	10.2542 ng/ml
alpha-PHP	4.935	33504	1237.68	285.4	13320.71	571548	9.9852 ng/ml
alpha-PVP	4.369	129973	8457.00	48.4	420.49	571548	10.0325 ng/ml
Alprazolam	5.778	48206	424.48	110.9	588.80	109863	9.7689 ng/ml
Amphetamine	3.071	170425	4362.38	50.8	2222.94	87563	9.9998 ng/ml
Benzoylcegonine	3.905	2664	1608.42	9.3	31.01	11389	10.0875 ng/ml
Buprenorphine	5.755	2304	23025.75	11.7	338.48	75775	1.0406 ng/ml
Bupropion	4.787	141499	8895.97	63.5	3357.77	348578	9.9797 ng/ml
Carisoprodol	5.727	25970	347.04	49.3	81.01	128558	11.0163 ng/ml
Citalopram	5.217	82419	3766.34	41.7	244.80	388559	10.1696 ng/ml
Clonazepam	5.615	75926	2502.05	31.6	13718.90	65258	9.8992 ng/ml
Cocaine	4.263	114775	7028.58	44.3	5597.11	703618	10.0564 ng/ml
Codeine	2.583	8710	297.12	100.6	694.84	34484	10.4016 ng/ml
Cyclobenzaprine	5.619	54191	851.81	13.5	1048.69	195695	10.5224 ng/ml
Dextromethorphan	5.266	43820	289.66	82.3	682.72	202436	9.9489 ng/ml
Dextrorphan	4.117	19659	467.33	208.4	2736.83	325923	9.7007 ng/ml
Diazepam	5.956	39732	1307.90	87.6	260.98	195189	10.4515 ng/ml
Dihydrocodeine	2.562	23634	177.26	67.0	215.57	114094	10.1460 ng/ml
Diphenhydramine	5.294	145330	446.61	31.9	∞	1427618	10.1188 ng/ml
Doxylamine	4.541	191452	6532.69	100.5	4677.31	750454	10.0977 ng/ml
EDDP	5.259	95220	7266.92	44.2	130.00	599268	9.9176 ng/ml
Fentanyl	5.093	5027	38.86	55.7	5868.20	240646	1.0280 ng/ml
Fluoxetine	5.703	72690	4475.45	7.7	∞	293701	10.5373 ng/ml
Hydrocodone	3.020	24664	234.56	39.4	82.99	168189	10.4221 ng/ml
Hydromorphone	1.608	18209	181.88	75.5	329.01	58390	9.9153 ng/ml
Ketamine	4.050	95664	∞	36.8	133.82	388508	10.2598 ng/ml
Lamotrigine	4.280	6969	1470.30	83.0	11405.18	388508	11.0200 ng/ml
Lorazepam	5.749	80992	4181.13	54.4	269.87	65258	10.4087 ng/ml
MDA	3.211	124734	5401.59	15.0	148.83	144062	10.8990 ng/ml
MDMA	3.298	99267	76576.52	50.7	3097.47	69514	10.4917 ng/ml

AM #28 Multi-Drug Quant. Results



Name	RT	Resp.	S/N	Ratio	S/N	ISTD Resp.	Final Conc.
Meprobamate	4.930	8646	3762.84	28.6	211.72	48785	9.8644 ng/ml
Methadone	5.649	114877	5897.99	49.9	3678.99	444853	10.2243 ng/ml
Methamphetamine	3.239	53933	158.54	43.6	416.72	334666	11.9948 ng/ml
Metoprolol	4.332	14836	472.92	90.5	1483.34	855458	10.3300 ng/ml
Mirtazapine	4.616	147677	6779.00	56.0	4227.93	571548	10.8441 ng/ml
Mitragynine	5.228	19218	33129.51	38.9	13079.91	444853	11.8105 ng/ml
Morphine	1.246	2631	628.98	44.2	698.40	4233	9.8466 ng/ml
* Norbuprenorphine	4.984	171	11.88	61.3	495.87	5761	0.7596 ng/ml
Nordiazepam	5.896	34708	890.84	56.9	757.76	104023	10.5690 ng/ml
Norfentanyl	4.085	17319	2242.37	39.0	345.73	746517	0.9388 ng/ml
Norhydrocodone	3.068	1077	258.18	41.0	68.20	17275	9.9754 ng/ml
Noroxycodone	2.911	26684	∞	42.5	258.69	68093	10.5372 ng/ml
O-desmethyl-tramadol	3.377	183087	7076.31	6.9	864.30	1003934	10.0832 ng/ml
Oxazepam	5.753	57568	406.09	74.1	∞	410408	10.1420 ng/ml
Oxycodone	2.836	64467	1169.99	27.7	745.20	251526	10.0779 ng/ml
Oxymorphone	1.396	16255	395.51	44.7	368.12	45660	9.7911 ng/ml
Phentermine	3.790	27944	∞	2.1	41.25	343473	11.4001 ng/ml
Promethazine	5.536	177736	496.22	29.1	531.25	735933	10.1459 ng/ml
Quetiapine	5.532	73496	560.77	57.9	∞	86226	10.1452 ng/ml
Sertraline	5.765	39675	2170.66	92.8	1112.92	165461	10.3342 ng/ml
Temazepam	5.819	90146	1533.24	33.5	283.69	529047	10.4313 ng/ml
Tramadol	4.252	181523	13623.52	3.7	117.41	855458	10.1744 ng/ml
Trazodone	5.114	93304	271.68	78.6	1599.96	370622	10.2467 ng/ml
Venlafaxine	5.041	141230	9602.20	34.9	618.72	816703	10.5305 ng/ml
Zolpidem	4.885	167011	12759.87	33.2	2127.27	872510	10.3056 ng/ml

*OCR

AM #28 Multi-Drug Quant. Results



Batch results

D:\MassHunter\Data\2020\AM 27-28\111920 AM 28 P2 TS SP SJ_AM 28 27 SP\QuantResults\AM 28 P1 SP.batch.bin

Calibration Last Update

11/23/2020 9:15:50 AM

Instrument

Instrument 1

Data File

p1 QC 100.d

Type

QC

Sample

p1 QC 100

Acq. Method

AM 28 MDQ P1.m

Operator

Sarah Pickle

Sample Position

P2-B6

Comment

Injection Volume

2

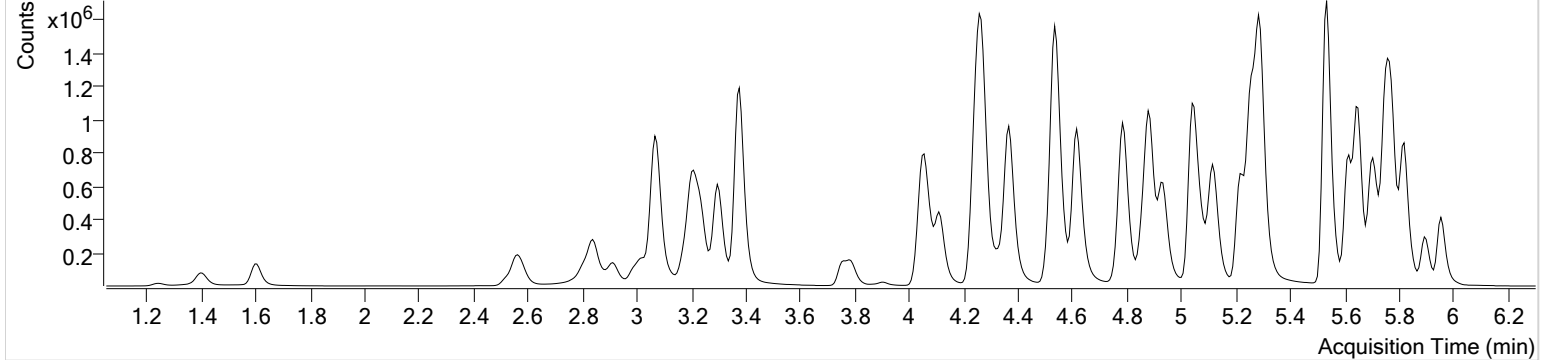
Acq. Date-Time

11/20/2020 9:35:43 AM

Sample Info.

Sample Chromatogram

+ TIC MRM (** -> **) p1 QC 100.d (p1 QC 100)



Name	RT	Resp.	S/N	Ratio	S/N	ISTD Resp.	Final Conc.
6-MAM	3.132	14202	863.50	70.9	∞	16996	11.2832 ng/ml
7-aminoclonazepam	4.277	278310	∞	76.5	∞	87140	97.8821 ng/ml
a-hydroxyalprazolam	5.695	151082	470.95	62.0	2121.35	18911	106.3678 ng/ml
alpha-PHP	4.935	337781	19082.59	279.1	7697.78	551925	105.4591 ng/ml
alpha-PVP	4.369	1296715	73829.46	49.2	613.86	551925	104.9101 ng/ml
Alprazolam	5.778	466469	11545.28	106.1	2697.56	93925	104.1912 ng/ml
Amphetamine	3.071	1701456	90830.66	51.5	25808.64	88773	108.9476 ng/ml
Benzoylcegonine	3.905	29748	15741.61	7.9	467.66	11527	92.7393 ng/ml
Buprenorphine	5.748	22141	∞	13.7	10048.11	71264	10.8147 ng/ml
Bupropion	4.787	1457158	122395.27	63.5	16086.49	346884	107.0695 ng/ml
Carisoprodol	5.727	227606	3943.23	52.8	1758.43	115529	108.7289 ng/ml
Citalopram	5.217	778915	3089.72	42.0	32479.50	360297	104.7624 ng/ml
Clonazepam	5.615	670724	2942.86	32.4	1860.65	57005	104.2431 ng/ml
Cocaine	4.263	1117353	95504.99	44.9	90355.65	652910	106.6206 ng/ml
Codeine	2.583	84170	4633.16	106.2	9004.06	32494	108.9234 ng/ml
Cyclobenzaprine	5.619	524389	1627.24	13.5	433.78	177609	107.2940 ng/ml
Dextromethorphan	5.266	406101	676.67	82.0	398.87	177350	106.4811 ng/ml
Dextrorphan	4.117	201377	31036.43	204.0	1501.18	316775	101.6972 ng/ml
Diazepam	5.956	374281	4753.07	87.1	6171.67	184563	105.0294 ng/ml
Dihydrocodeine	2.555	237839	738.58	68.4	1628.79	115025	107.5237 ng/ml
Diphenhydramine	5.294	1393975	33494.20	32.6	10039.35	1364761	102.8550 ng/ml
Doxylamine	4.535	1968521	39145.91	99.5	207727.58	756914	107.3156 ng/ml
EDDP	5.259	937207	647.59	43.8	8722.39	571475	102.6529 ng/ml
Fentanyl	5.093	52872	4365.41	52.9	105212.26	237157	11.1026 ng/ml
Fluoxetine	5.703	705937	21337.89	8.0	∞	285163	106.4450 ng/ml
Hydrocodone	3.020	239444	366.25	41.4	469.33	166853	110.5513 ng/ml
Hydromorphone	1.608	187354	808.19	76.6	758.45	59212	104.9678 ng/ml
Ketamine	4.050	936015	42035.78	37.6	939.99	386599	108.5986 ng/ml
Lamotrigine	4.280	62212	15742.71	85.6	3425.37	386599	108.5531 ng/ml
Lorazepam	5.749	630141	∞	54.8	∞	57005	97.1955 ng/ml
MDA	3.204	1145605	18101.82	13.8	1208.94	135828	116.3869 ng/ml
MDMA	3.298	1002453	89584.38	49.3	67541.55	68414	111.6827 ng/ml

AM #28 Multi-Drug Quant. Results

\$



Name	RT	Resp.	S/N	Ratio	S/N	ISTD Resp.	Final Conc.
Meprobamate	4.930	82392	29036.15	25.3	5164.13	44237	110.9541 ng/ml
Methadone	5.649	1126050	23376.78	50.6	23251.78	423512	104.7713 ng/ml
Methamphetamine	3.239	581794	1355.71	48.8	629.92	398224	117.8528 ng/ml
Metoprolol	4.332	142622	12259.53	95.5	∞	824119	109.8532 ng/ml
Mirtazapine	4.616	1526012	21920.96	54.7	18233.21	551925	113.1910 ng/ml
Mitragynine	5.228	168237	40016.08	43.3	23798.89	423512	117.3088 ng/ml
Morphine	1.246	27814	237.10	42.2	358.81	4242	106.7849 ng/ml
Norbuprenorphine	4.991	1595	6202.66	72.5	4821.68	5731	10.0426 ng/ml
Nordiazepam	5.896	328880	16201.68	55.7	11755.63	98226	107.2746 ng/ml
Norfentanyl	4.085	186559	145.09	36.8	1566.92	728902	9.9010 ng/ml
Norhydrocodone	3.068	10213	76.11	45.0	127.96	14800	100.0936 ng/ml
Noroxycodone	2.911	260782	690.95	45.8	4182.20	65981	109.0994 ng/ml
O-desmethyl-tramadol	3.377	1903469	44895.63	6.9	702.55	1011006	106.2365 ng/ml
Oxazepam	5.753	474026	9388.35	75.2	5679.16	339400	106.5981 ng/ml
Oxycodone	2.836	665391	4463.54	28.4	10430.70	253572	108.6827 ng/ml
Oxymorphone	1.403	155663	1591.85	45.3	∞	43868	103.5377 ng/ml
Phentermine	3.790	282323	∞	1.8	∞	364395	114.1941 ng/ml
Promethazine	5.536	1734668	104262.17	29.5	1785.61	695317	105.6374 ng/ml
Quetiapine	5.532	707071	105634.47	57.3	30305.61	83109	106.5938 ng/ml
Sertraline	5.765	351255	2279.80	93.7	∞	143353	104.5416 ng/ml
Temazepam	5.819	907688	52965.69	33.1	1795.06	533817	106.2246 ng/ml
Tramadol	4.245	1809902	188092.92	3.7	1865.28	824119	113.3927 ng/ml
Trazodone	5.114	964157	132779.24	79.6	96066.59	378637	102.3853 ng/ml
Venlafaxine	5.041	1442536	89749.12	34.7	744.90	798605	110.8010 ng/ml
Zolpidem	4.885	1697817	115358.06	33.4	1051.65	869344	110.6835 ng/ml

AM #28 Multi-Drug Quant. Results



Batch results

D:\MassHunter\Data\2020\AM 27-28\111920 AM 28 P2 TS SP SJ_AM 28 27 SP\QuantResults\AM 28 P1 SP.batch.bin

Calibration Last Update

11/23/2020 9:15:50 AM

Instrument

Instrument 1

Data File

p1 QC 250.d

Type

QC

Sample

p1 QC 250

Acq. Method

AM 28 MDQ P1.m

Operator

Sarah Pickle

Sample Position

P2-C6

Comment

Injection Volume

2

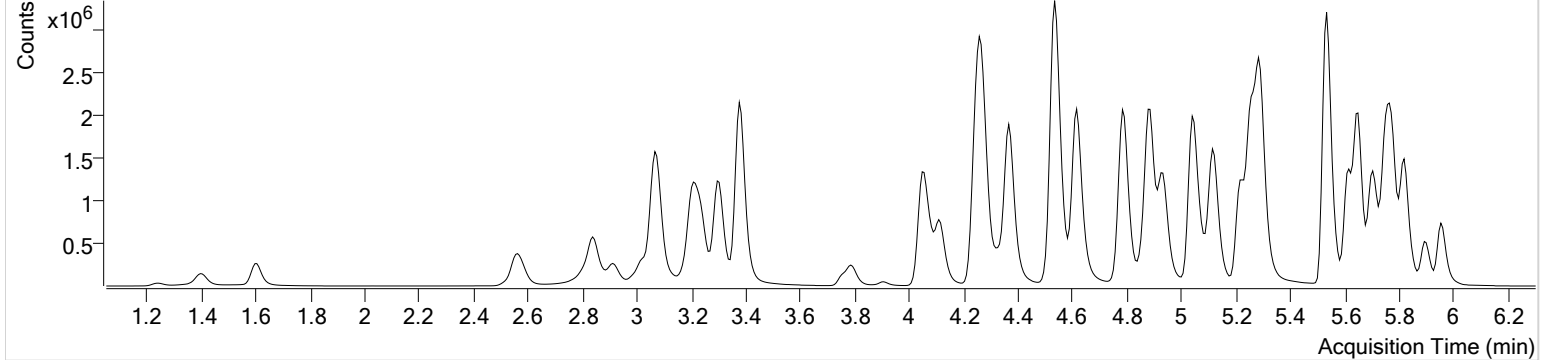
Acq. Date-Time

11/20/2020 9:56:56 AM

Sample Info.

Sample Chromatogram

+ TIC MRM (** -> **) p1 QC 250.d (p1 QC 250)



Name	RT	Resp.	S/N	Ratio	S/N	ISTD Resp.	Final Conc.
6-MAM	3.132	33060	5816.57	71.3	∞	16961	26.3844 ng/ml
7-aminoclonazepam	4.277	523076	16744.19	75.9	∞	64791	246.5962 ng/ml
a-hydroxyalprazolam	5.695	290272	6521.08	61.5	713.66	15878	244.1310 ng/ml
alpha-PHP	4.935	748569	82733.23	281.6	288554.15	513155	251.5463 ng/ml
alpha-PVP	4.369	2895021	227890.56	49.5	117696.90	513155	252.1050 ng/ml
Alprazolam	5.778	925364	2805.10	105.9	∞	74025	261.3174 ng/ml
Amphetamine	3.071	3128479	101505.39	51.8	38858.03	76620	233.4347 ng/ml
Benzoylcegonine	3.905	72121	34503.86	7.8	∞	11612	220.5785 ng/ml
Buprenorphine	5.748	48103	∞	12.9	11189.01	66264	25.2950 ng/ml
Bupropion	4.787	3284289	151684.47	62.9	3983.87	332911	252.0007 ng/ml
Carisoprodol	5.727	432242	345603.85	53.0	1441.72	94547	252.5044 ng/ml
Citalopram	5.217	1656272	911.63	41.5	763.88	316700	253.6028 ng/ml
Clonazepam	5.615	1222974	41016.26	32.5	13705.50	46308	234.5436 ng/ml
Cocaine	4.263	2336758	215788.44	45.1	90269.60	568560	256.2243 ng/ml
Codeine	2.583	176798	9069.56	102.6	8412.08	30380	245.0197 ng/ml
Cyclobenzaprine	5.619	1129231	138920.49	13.3	367.21	152814	267.7771 ng/ml
Dextromethorphan	5.266	809221	33606.50	82.4	15803.04	149269	252.2729 ng/ml
Dextrorphan	4.117	447656	16904.08	201.7	63496.69	290530	246.4111 ng/ml
Diazepam	5.956	792955	1127.28	86.7	11275.93	162112	253.4755 ng/ml
Dihydrocodeine	2.555	522648	10129.76	69.2	594.21	110591	246.6487 ng/ml
Diphenhydramine	5.294	3025015	595.59	32.8	21544.84	1214507	251.0268 ng/ml
Doxylamine	4.535	4482874	∞	98.6	240808.84	717686	258.4129 ng/ml
EDDP	5.259	2062242	1973.05	43.6	774.55	517514	249.4755 ng/ml
Fentanyl	5.093	119978	39596.45	53.7	3242.82	230882	25.8970 ng/ml
Fluoxetine	5.703	1490976	644.24	8.0	3089.15	247688	258.9988 ng/ml
Hydrocodone	3.020	541622	∞	40.1	218.42	158188	265.1155 ng/ml
Hydromorphone	1.608	403888	655.91	75.9	2564.98	54993	244.2768 ng/ml
Ketamine	4.050	2091852	∞	37.3	37897.52	367341	256.6066 ng/ml
Lamotrigine	4.286	118423	31934.45	85.1	91986.83	367341	218.6851 ng/ml
* Lorazepam	5.743	977055	4972.55	54.9	∞	46308	186.0332 ng/ml
MDA	3.211	2165116	126690.71	13.4	12627.84	119002	252.4167 ng/ml
MDMA	3.304	2155029	1628777.88	49.3	63035.98	63198	260.4843 ng/ml

AM #28 Multi-Drug Quant. Results

\$



Name	RT	Resp.	S/N	Ratio	S/N	ISTD Resp.	Final Conc.
Meprobamate	4.930	150141	20992.80	25.3	4616.21	36583	245.4190 ng/ml
Methadone	5.649	2480774	2738.15	50.0	19707.00	381841	255.9317 ng/ml
Methamphetamine	3.239	1162469	8981.73	45.3	∞	316005	298.4616 ng/ml
Metoprolol	4.332	306714	115151.69	96.2	5083.84	774055	252.4967 ng/ml
Mirtazapine	4.616	3413803	10923.48	54.6	9985.97	513155	271.9346 ng/ml
Mitragynine	5.228	373392	39826.34	42.0	23152.27	381841	290.3279 ng/ml
Morphine	1.246	61607	1108.48	43.8	4834.38	3942	254.9257 ng/ml
Norbuprenorphine	4.991	3704	150.94	64.5	2698.09	5491	24.8369 ng/ml
Nordiazepam	5.896	667523	2052.61	55.6	2505.20	82411	259.7084 ng/ml
Norfentanyl	4.085	414125	345.29	36.9	2478.71	657920	24.2832 ng/ml
Norhydrocodone	3.068	22994	287.08	42.5	86.24	12073	274.4478 ng/ml
Noroxycodone	2.911	544669	816.92	45.2	1025.97	57143	263.5455 ng/ml
O-desmethyl-tramadol	3.377	4287914	317521.88	7.0	23416.78	942864	256.9377 ng/ml
Oxazepam	5.753	777679	∞	77.2	∞	247845	240.2676 ng/ml
Oxycodone	2.836	1501009	6421.75	28.4	1799.82	245971	253.5355 ng/ml
Oxymorphone	1.396	332459	2751.62	43.8	662.83	38482	253.0323 ng/ml
Phentermine	3.790	540777	∞	1.8	903.06	314353	254.3603 ng/ml
Promethazine	5.536	3759740	11538.25	29.8	1278.20	626991	254.0359 ng/ml
Quetiapine	5.532	1462270	∞	58.1	52981.97	78347	234.5517 ng/ml
Sertraline	5.765	693599	1764.42	93.8	1618.47	118414	249.7481 ng/ml
Temazepam	5.819	1919678	112173.68	33.2	26558.61	471885	254.4702 ng/ml
Tramadol	4.245	3848442	250094.14	3.8	4279.11	774055	257.7976 ng/ml
Trazodone	5.114	2200165	448618.30	80.7	1376.01	356367	248.0429 ng/ml
Venlafaxine	5.041	3209210	166371.83	34.7	16230.79	736894	267.2621 ng/ml
Zolpidem	4.885	3832334	1584763.83	32.5	787.20	847893	256.9477 ng/ml

AM #28 Multi-Drug Quant. Results



Batch results

D:\MassHunter\Data\2020\AM 27-28\111920 AM 28 P2 TS SP SJ_AM 28 27 SP\QuantResults\AM 28 P1 SP.batch.bin

Calibration Last Update

11/23/2020 9:15:50 AM

Instrument

Instrument 1

Data File

p1 QC 1000.d

Type

QC

Sample

p1 QC 1000

Acq. Method

AM 28 MDQ P1.m

Operator

Sarah Pickle

Sample Position

P2-D6

Comment

Injection Volume

2

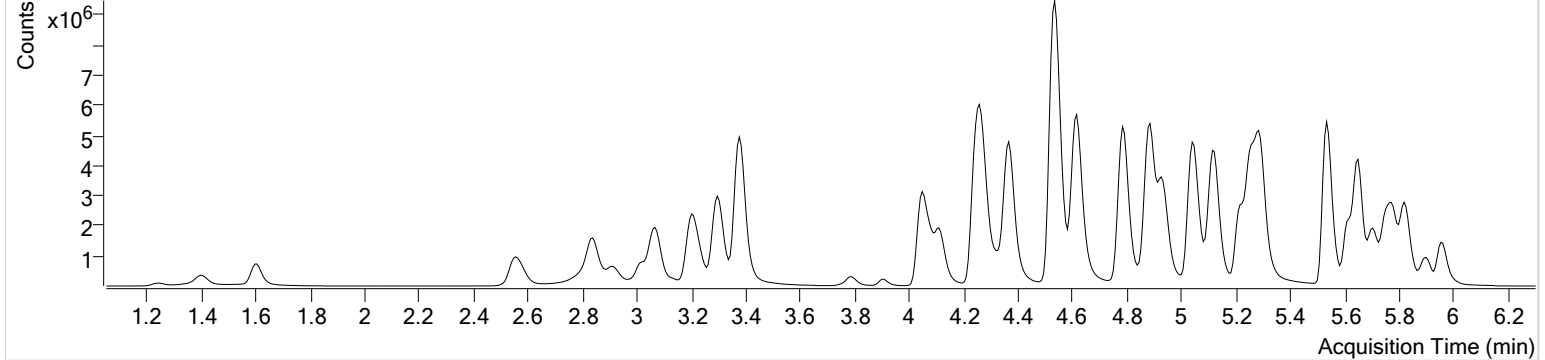
Acq. Date-Time

11/20/2020 10:18:10 AM

Sample Info.

Sample Chromatogram

+ TIC MRM (** -> **) p1 QC 1000.d (p1 QC 1000)



Name	RT	Resp.	S/N	Ratio	S/N	ISTD Resp.	Final Conc.
6-MAM	3.132	133170	14826.60	71.7	3876.10	17650	102.2731 ng/ml
7-aminoclonazepam	4.284	847124	99738.46	75.9	∞	22951	1125.4850 ng/ml
a-hydroxyalprazolam	5.695	721392	∞	61.9	280.27	11126	867.3333 ng/ml
alpha-PHP	4.935	2197690	186983.81	282.9	∞	381499	993.7422 ng/ml
alpha-PVP	4.369	8657987	671490.68	49.9	181955.48	381499	1014.5583 ng/ml
Alprazolam	5.778	2304017	664.32	104.1	867.63	44903	1070.7091 ng/ml
Amphetamine	3.071	3859396	90811.97	52.3	152968.07	26769	827.2481 ng/ml
Benzoylcegonine	3.905	376964	3350.50	7.7	639.10	11600	1146.3024 ng/ml
Buprenorphine	5.748	113627	62590.67	13.3	19932.40	41170	96.2247 ng/ml
Bupropion	4.787	9137805	1051280.24	63.7	156685.21	249673	935.9850 ng/ml
Carisoprodol	5.727	890619	31856.64	52.3	272.70	51219	960.8002 ng/ml
Citalopram	5.217	4003820	135955.70	41.4	67018.42	195239	994.7945 ng/ml
* Clonazepam	5.615	2437612	136476.32	32.6	22904.76	29441	736.2987 ng/ml
Cocaine	4.263	6039989	411312.38	44.1	183479.84	362714	1038.4979 ng/ml
Codeine	2.577	485037	∞	102.1	27668.44	23720	861.5249 ng/ml
Cyclobenzaprine	5.612	1748741	2782.49	13.0	5126.56	54122	1169.1453 ng/ml
Dextromethorphan	5.266	1413790	468.46	82.5	162.80	65799	1000.2439 ng/ml
Dextrorphan	4.111	1426290	149198.46	200.7	1470801.97	217497	1048.5385 ng/ml
Diazepam	5.963	1960659	4532.19	88.2	∞	106786	951.7360 ng/ml
* Dihydrocodeine	2.549	1573261	923.44	69.1	640.79	108899	755.4248 ng/ml
Diphenhydramine	5.294	7350682	291.08	33.8	438.95	736896	1005.7837 ng/ml
Doxylamine	4.535	14500666	604897.88	95.1	414284.12	656886	914.4572 ng/ml
EDDP	5.259	6120580	2259.99	43.3	89702.94	387304	989.4445 ng/ml
Fentanyl	5.093	266972	6100.01	58.1	562315.50	143048	93.0440 ng/ml
Fluoxetine	5.703	1416799	31816.32	7.9	150260.38	59639	1022.4830 ng/ml
Hydrocodone	3.013	1606427	12956.10	43.1	∞	147830	843.5332 ng/ml
Hydromorphone	1.608	1283785	2084.84	76.0	1584.63	44113	969.3739 ng/ml
Ketamine	4.050	6180039	∞	37.7	40408.24	310831	898.1022 ng/ml
* Lamotrigine	4.286	233498	27304.24	80.9	63120.59	310831	511.1937 ng/ml
* Lorazepam	5.743	1209066	∞	55.7	3902.31	29441	362.6406 ng/ml
MDA	3.204	5235532	98377.99	13.5	43490.16	89288	816.0993 ng/ml
MDMA	3.298	5955445	551194.78	48.4	13578.34	47612	956.6594 ng/ml

AM #28 Multi-Drug Quant. Results

\$



Name	RT	Resp.	S/N	Ratio	S/N	ISTD Resp.	Final Conc.
* Meprobamate	4.936	244889	395.26	26.2	3077.61	20043	732.1121 ng/ml
Methadone	5.649	6166366	103094.98	50.7	691.49	240998	1007.7811 ng/ml
Methamphetamine	3.239	533346	3261.47	45.8	1862.44	41754	1039.1670 ng/ml
Metoprolol	4.332	803158	11655.73	96.0	∞	617372	830.7082 ng/ml
Mirtazapine	4.616	10163830	577532.89	55.2	306191.12	381499	1088.1455 ng/ml
Mitragynine	5.228	706591	95483.78	40.0	60213.44	240998	872.6060 ng/ml
Morphine	1.246	204646	5240.69	43.5	2468.89	3468	963.4132 ng/ml
Norbuprenorphine	4.991	10746	37672.59	64.5	663.76	4075	98.0862 ng/ml
Nordiazepam	5.903	1475481	1415.81	55.7	12896.48	47733	991.4814 ng/ml
Norfentanyl	4.085	1363816	56157.87	36.7	52232.10	453176	115.9295 ng/ml
* Norhydrocodone	3.061	113899	297.80	38.6	149.63	10166	1609.3943 ng/ml
Noroxycodone	2.911	1384013	10.23	47.6	12551.12	32238	1188.1118 ng/ml
O-desmethyl-tramadol	3.377	12843101	428449.06	7.3	2077.80	735062	987.7879 ng/ml
Oxazepam	5.753	1096433	5837.91	65.8	12168.09	93069	903.8210 ng/ml
Oxycodone	2.836	5080467	11979.73	28.3	952.34	227939	927.6085 ng/ml
Oxymorphone	1.396	1046480	∞	43.4	∞	32914	932.9910 ng/ml
Phentermine	3.790	817789	8942.44	1.7	1650.90	129787	933.4195 ng/ml
Promethazine	5.536	5521348	1479.28	30.1	31643.66	228099	1025.7350 ng/ml
* Quetiapine	5.532	4383131	205582.89	58.3	184920.66	71914	767.3019 ng/ml
Sertraline	5.765	477084	24137.55	92.9	68055.40	20442	994.7717 ng/ml
Temazepam	5.819	4679689	161845.93	33.0	39985.20	300987	973.2229 ng/ml
Tramadol	4.245	10297628	225645.12	3.8	11030.89	617372	866.9172 ng/ml
Trazodone	5.120	6931131	479686.77	80.7	225542.38	283478	981.9156 ng/ml
Venlafaxine	5.041	9840381	19867.26	34.5	3797.56	561108	1076.4982 ng/ml
Zolpidem	4.885	11512533	∞	32.8	219392.36	747610	876.8719 ng/ml

*OCR

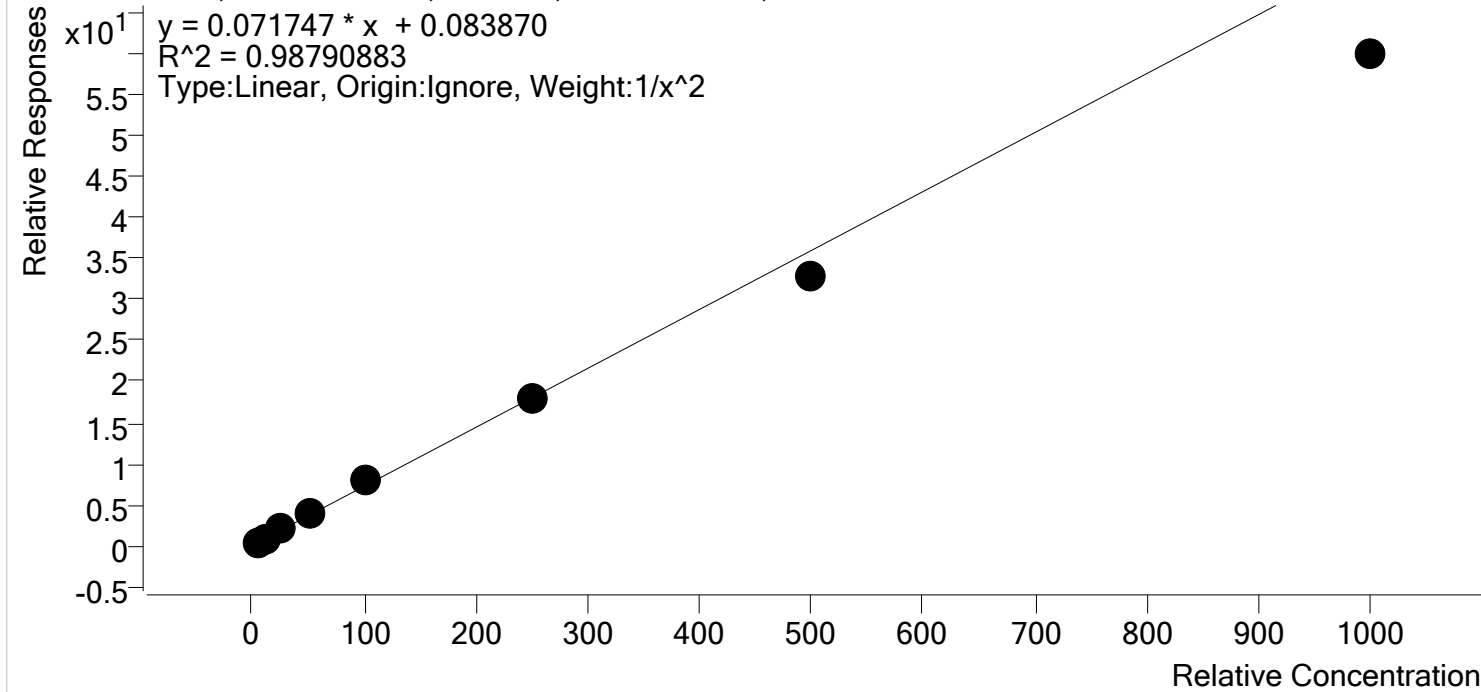
S



AM #28 Multi-Drug Quant. Calibration Curve Report

Batch results D:\MassHunter\Data\2020\AM 27-28\111920 AM 28 P2 TS SP SJ_AM 28 27 SP\QuantResults\AM 28 P1 SP.batch.bin
Last Cal. Update 11/23/2020 9:15 AM
Analyst Name ISP\datastor
Analyte MDA **Internal Standard** MDA-D5

MDA - 8 Levels, 8 Levels Used, 8 Points, 8 Points Used, 4 QCs



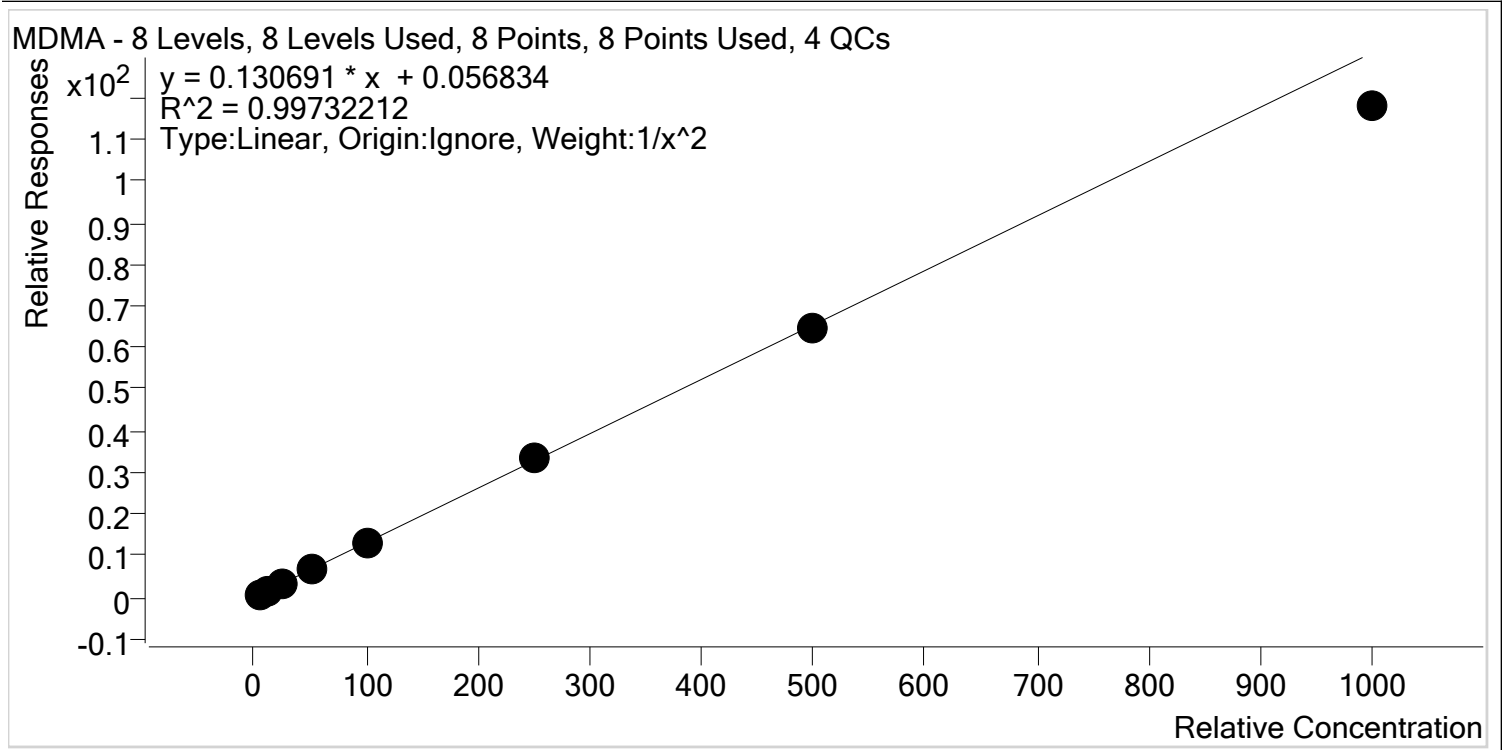
Sample	Level	Enabled	Expected Concentration	Final Concentration	Accuracy
p1 Cal 1-5ng	1	✓	5.0	4.8	96.0
p1 Cal 2- 10ng	2	✓	10.0	10.2	102.3
p1 Cal 3 -25ng	3	✓	25.0	26.8	107.3
p1 Cal 4-50ng	4	✓	50.0	55.8	111.6
p1 Cal 5-100ng	5	✓	100.0	108.7	108.7
p1 Cal 6-250ng	6	✓	250.0	249.6	99.9
p1 Cal 7-500ng	7	✓	500.0	455.0	91.0
p1 Cal 8-1000ng	8	✓	1000.0	832.9	83.3

S



AM #28 Multi-Drug Quant. Calibration Curve Report

Batch results D:\MassHunter\Data\2020\AM 27-28\111920 AM 28 P2 TS SP SJ_AM 28 27 SP\QuantResults\AM 28 P1 SP.batch.bin
Last Cal. Update 11/23/2020 9:15 AM
Analyst Name ISP\datastor
Analyte MDMA **Internal Standard** MDMA-D6



Sample	Level	Enabled	Expected Concentration	Final Concentration	Accuracy
p1 Cal 1-5ng	1	✓	5.0	4.9	98.1
p1 Cal 2- 10ng	2	✓	10.0	10.2	101.6
p1 Cal 3 -25ng	3	✓	25.0	26.0	103.8
p1 Cal 4-50ng	4	✓	50.0	51.4	102.7
p1 Cal 5-100ng	5	✓	100.0	102.3	102.3
p1 Cal 6-250ng	6	✓	250.0	257.4	103.0
p1 Cal 7-500ng	7	✓	500.0	491.6	98.3
p1 Cal 8-1000ng	8	✓	1000.0	901.8	90.2

S



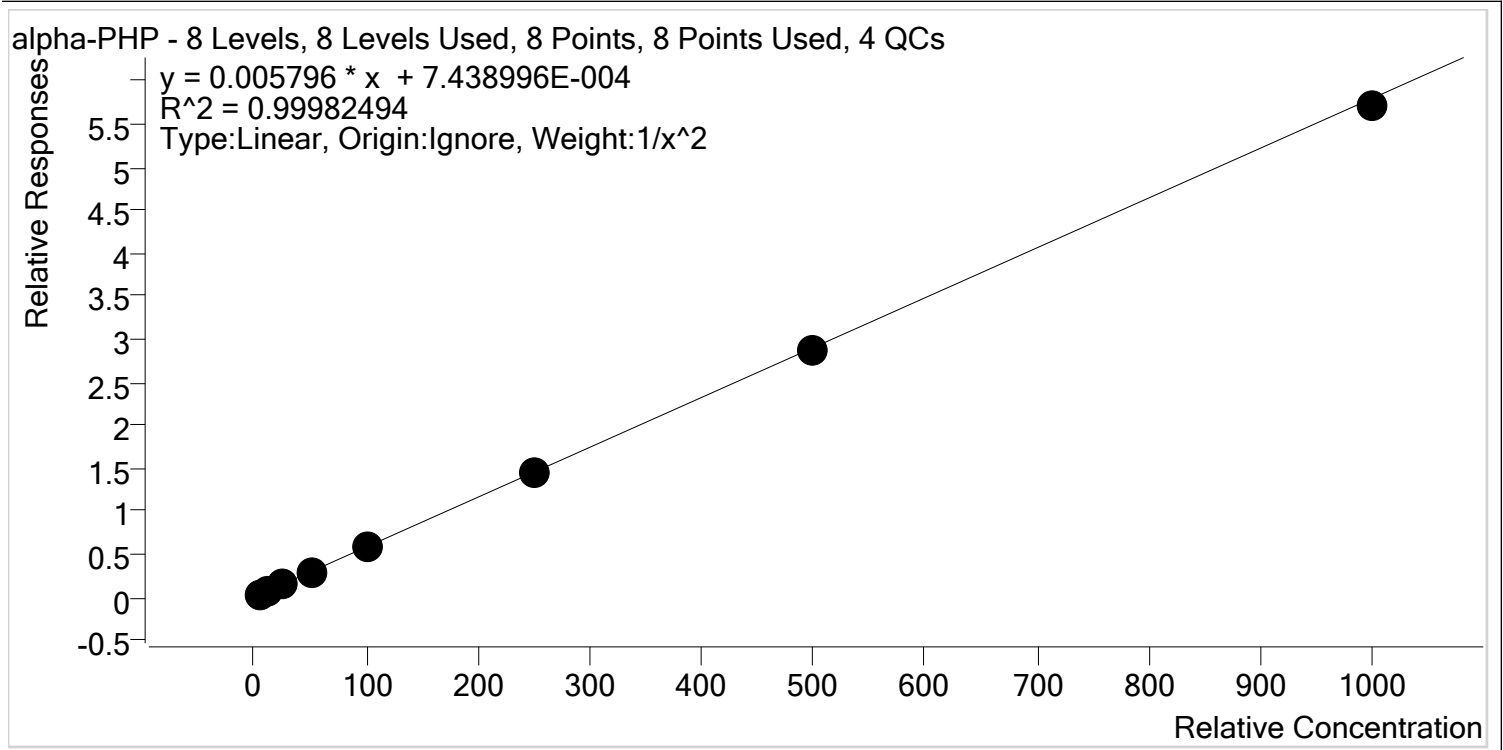
AM #28 Multi-Drug Quant. Calibration Curve Report

Batch results D:\MassHunter\Data\2020\AM 27-28\111920 AM 28 P2 TS SP SJ_AM 28 27 SP\QuantResults\AM 28 P1 SP.batch.bin

Last Cal. Update 11/23/2020 9:15 AM

Analyst Name ISP\datastor

Analyte alpha-PHP **Internal Standard** alpha-PVP-d8



Sample	Level	Enabled	Expected Concentration	Final Concentration	Accuracy
p1 Cal 1-5ng	1	✓	5.0	5.0	100.3
p1 Cal 2- 10ng	2	✓	10.0	9.9	99.2
p1 Cal 3 -25ng	3	✓	25.0	24.9	99.5
p1 Cal 4-50ng	4	✓	50.0	50.5	100.9
p1 Cal 5-100ng	5	✓	100.0	101.6	101.6
p1 Cal 6-250ng	6	✓	250.0	252.7	101.1
p1 Cal 7-500ng	7	✓	500.0	494.5	98.9
p1 Cal 8-1000ng	8	✓	1000.0	984.1	98.4

S



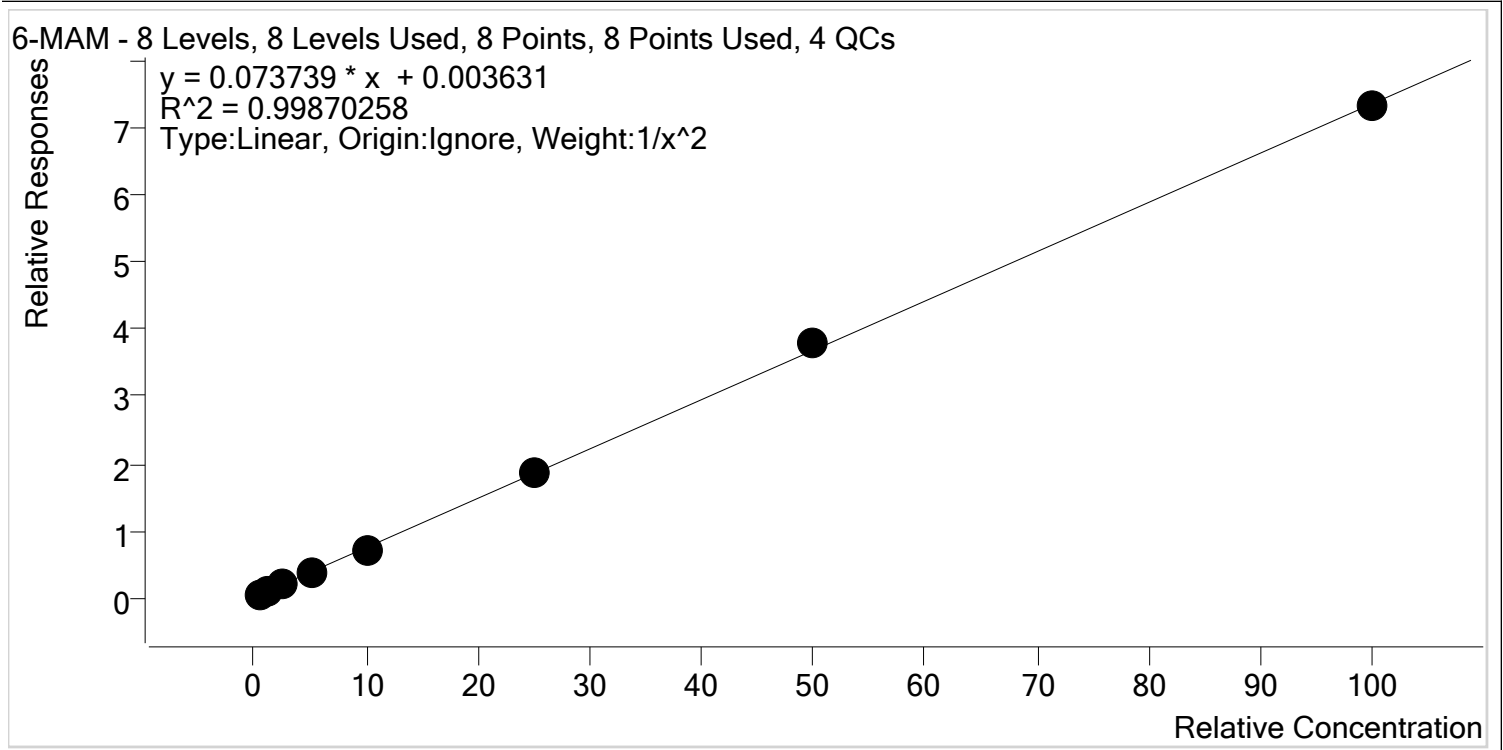
AM #28 Multi-Drug Quant. Calibration Curve Report

Batch results D:\MassHunter\Data\2020\AM 27-28\111920 AM 28 P2 TS SP SJ_AM 28 27 SP\QuantResults\AM 28 P1 SP.batch.bin

Last Cal. Update 11/23/2020 9:15 AM

Analyst Name ISP\datastor

Analyte 6-MAM **Internal Standard** 6-MAM-D6



Sample	Level	Enabled	Expected Concentration	Final Concentration	Accuracy
p1 Cal 1-5ng	1	✓	0.5	0.5	101.6
p1 Cal 2- 10ng	2	✓	1.0	1.0	95.6
p1 Cal 3 -25ng	3	✓	2.5	2.6	104.5
p1 Cal 4-50ng	4	✓	5.0	4.9	97.6
p1 Cal 5-100ng	5	✓	10.0	9.7	96.8
p1 Cal 6-250ng	6	✓	25.0	25.5	101.8
p1 Cal 7-500ng	7	✓	50.0	51.3	102.6
p1 Cal 8-1000ng	8	✓	100.0	99.5	99.5

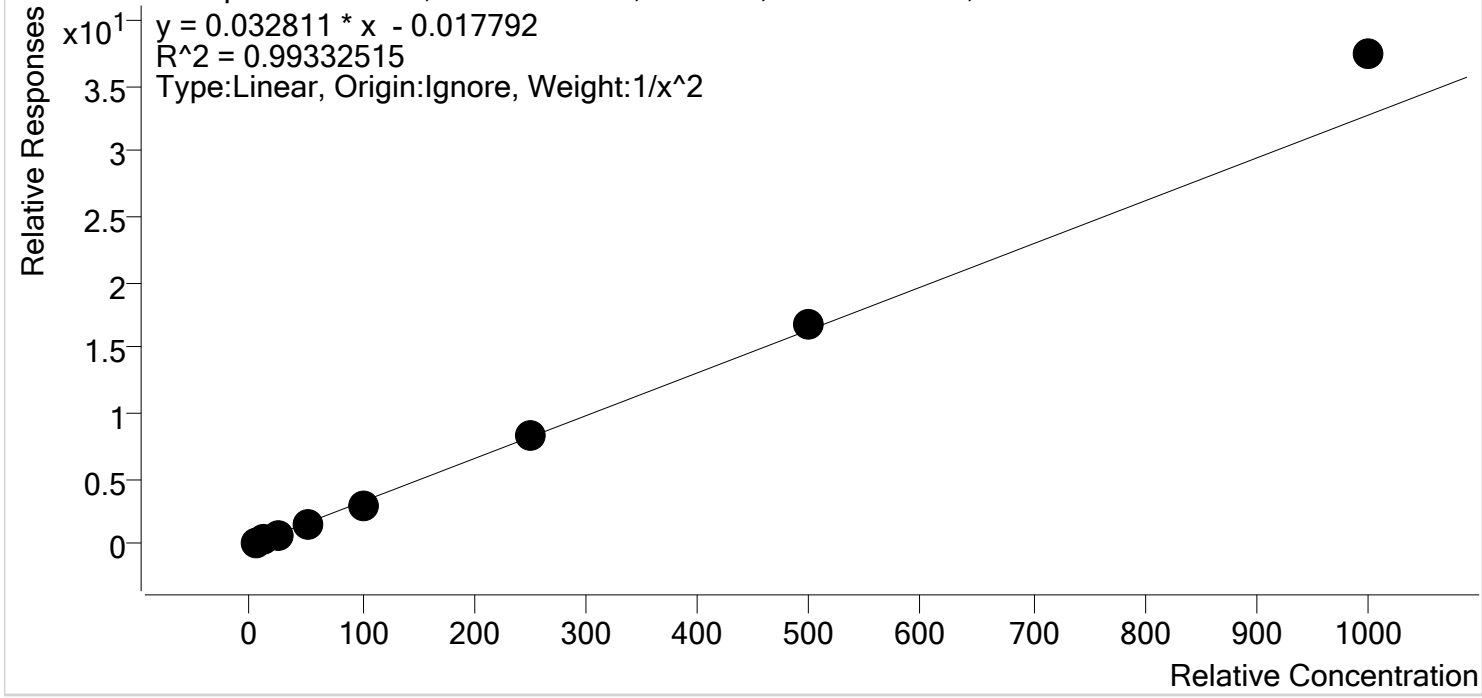
S



AM #28 Multi-Drug Quant. Calibration Curve Report

Batch results D:\MassHunter\Data\2020\AM 27-28\111920 AM 28 P2 TS SP SJ_AM 28 27 SP\QuantResults\AM 28 P1 SP.batch.bin
Last Cal. Update 11/23/2020 9:15 AM
Analyst Name ISP\datastor
Analyte 7-aminoclonazepam **Internal Standard** 7-Aminoclonazepam-D4

7-aminoclonazepam - 8 Levels, 8 Levels Used, 8 Points, 8 Points Used, 4 QCs



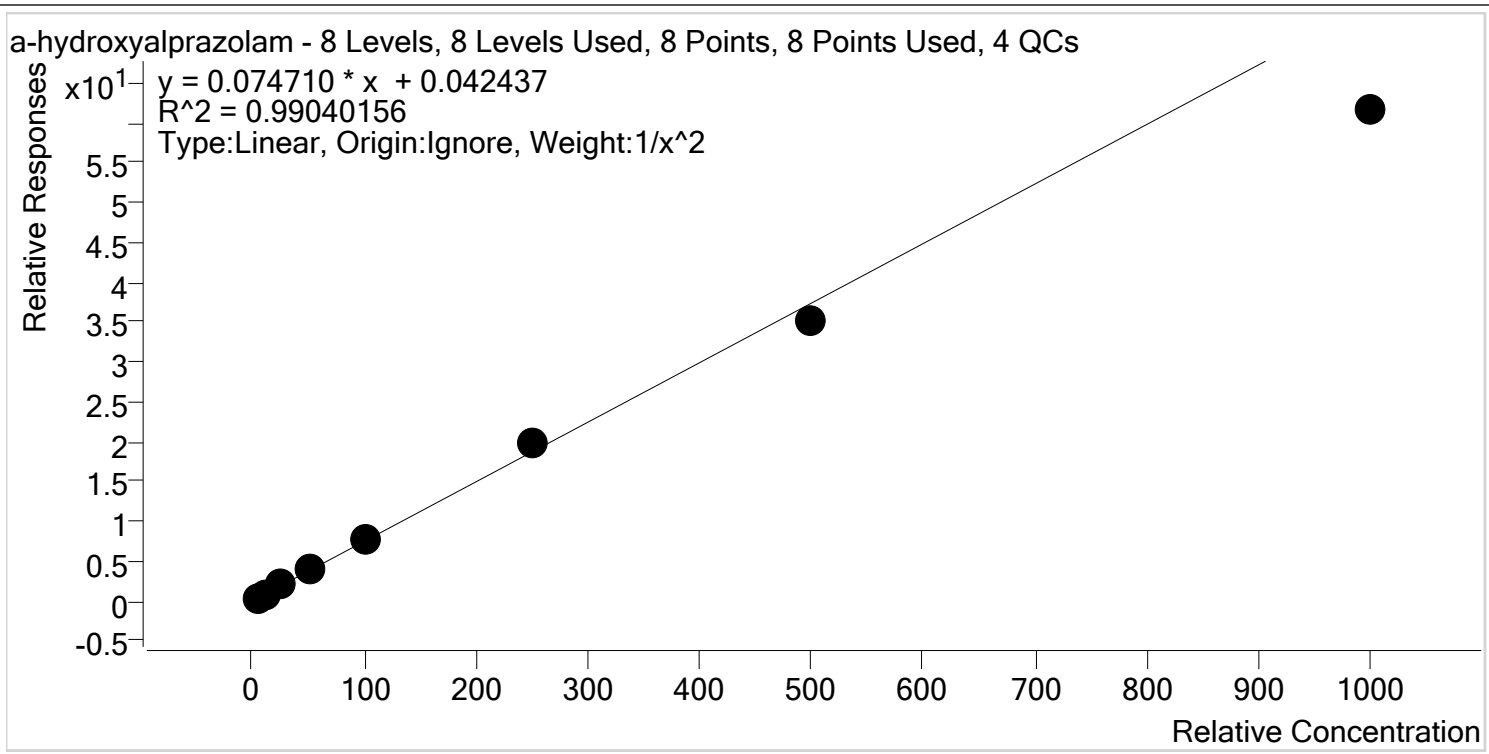
Sample	Level	Enabled	Expected Concentration	Final Concentration	Accuracy
p1 Cal 1-5ng	1	✓	5.0	5.2	104.0
p1 Cal 2- 10ng	2	✓	10.0	9.6	96.2
p1 Cal 3 -25ng	3	✓	25.0	23.3	93.3
p1 Cal 4-50ng	4	✓	50.0	47.1	94.1
p1 Cal 5-100ng	5	✓	100.0	94.4	94.4
p1 Cal 6-250ng	6	✓	250.0	251.4	100.5
p1 Cal 7-500ng	7	✓	500.0	516.6	103.3
p1 Cal 8-1000ng	8	✓	1000.0	1141.7	114.2

S



AM #28 Multi-Drug Quant. Calibration Curve Report

Batch results D:\MassHunter\Data\2020\AM 27-28\111920 AM 28 P2 TS SP SJ_AM 28 27 SP\QuantResults\AM 28 P1 SP.batch.bin
Last Cal. Update 11/23/2020 9:15 AM
Analyst Name ISP\datastor
Analyte a-hydroxyalprazolam **Internal Standard** a-hydroxyalprazolam-D5



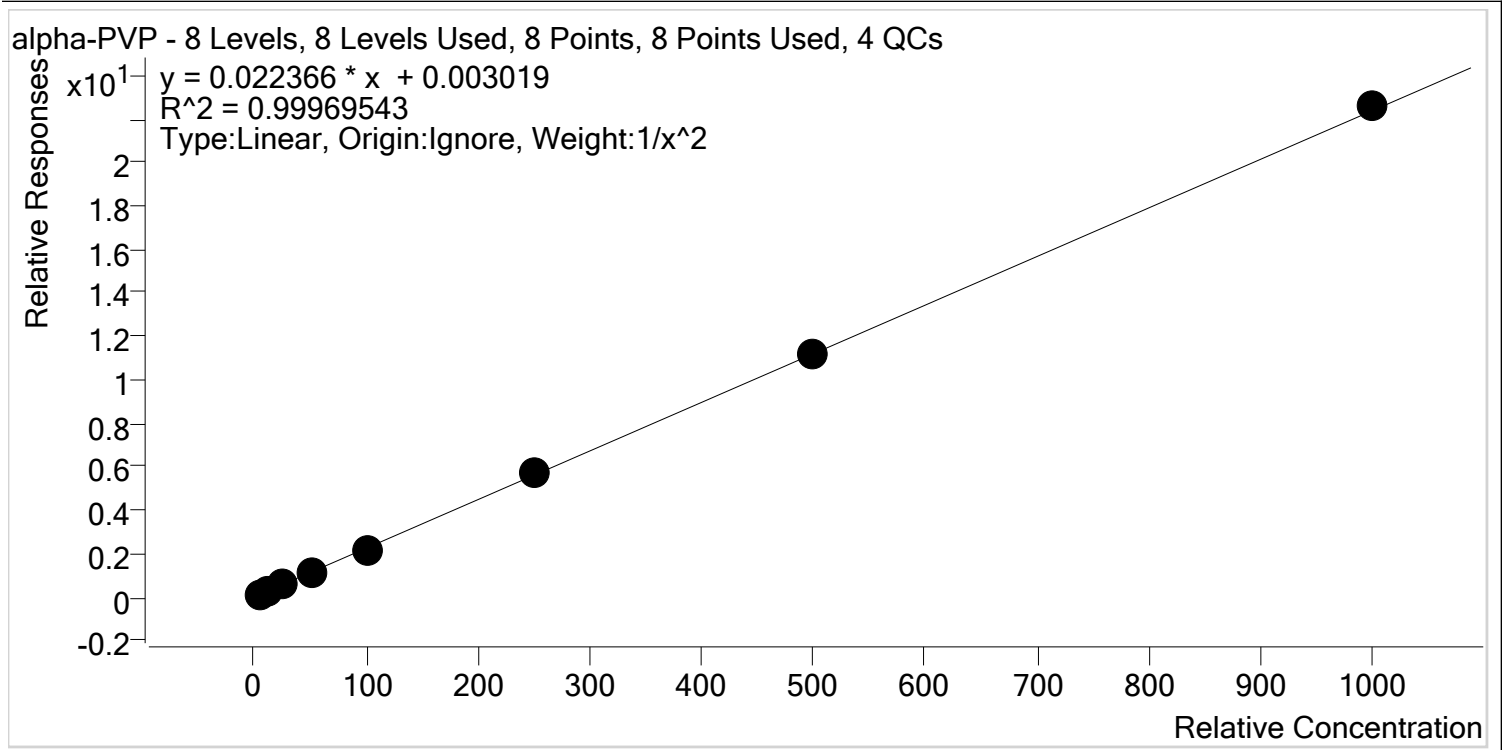
Sample	Level	Enabled	Expected Concentration	Final Concentration	Accuracy
p1 Cal 1-5ng	1	✓	5.0	4.8	96.3
p1 Cal 2- 10ng	2	✓	10.0	10.4	103.9
p1 Cal 3 -25ng	3	✓	25.0	25.9	103.7
p1 Cal 4-50ng	4	✓	50.0	53.7	107.3
p1 Cal 5-100ng	5	✓	100.0	106.1	106.1
p1 Cal 6-250ng	6	✓	250.0	265.1	106.0
p1 Cal 7-500ng	7	✓	500.0	471.1	94.2
p1 Cal 8-1000ng	8	✓	1000.0	824.5	82.5

S



AM #28 Multi-Drug Quant. Calibration Curve Report

Batch results D:\MassHunter\Data\2020\AM 27-28\111920 AM 28 P2 TS SP SJ_AM 28 27 SP\QuantResults\AM 28 P1 SP.batch.bin
Last Cal. Update 11/23/2020 9:15 AM
Analyst Name ISP\datastor
Analyte alpha-PVP **Internal Standard** alpha-PVP-d8



Sample	Level	Enabled	Expected Concentration	Final Concentration	Accuracy
p1 Cal 1-5ng	1	✓	5.0	5.0	100.2
p1 Cal 2- 10ng	2	✓	10.0	10.0	100.1
p1 Cal 3 -25ng	3	✓	25.0	24.6	98.3
p1 Cal 4-50ng	4	✓	50.0	50.9	101.7
p1 Cal 5-100ng	5	✓	100.0	97.2	97.2
p1 Cal 6-250ng	6	✓	250.0	253.0	101.2
p1 Cal 7-500ng	7	✓	500.0	501.5	100.3
p1 Cal 8-1000ng	8	✓	1000.0	1009.3	100.9

S



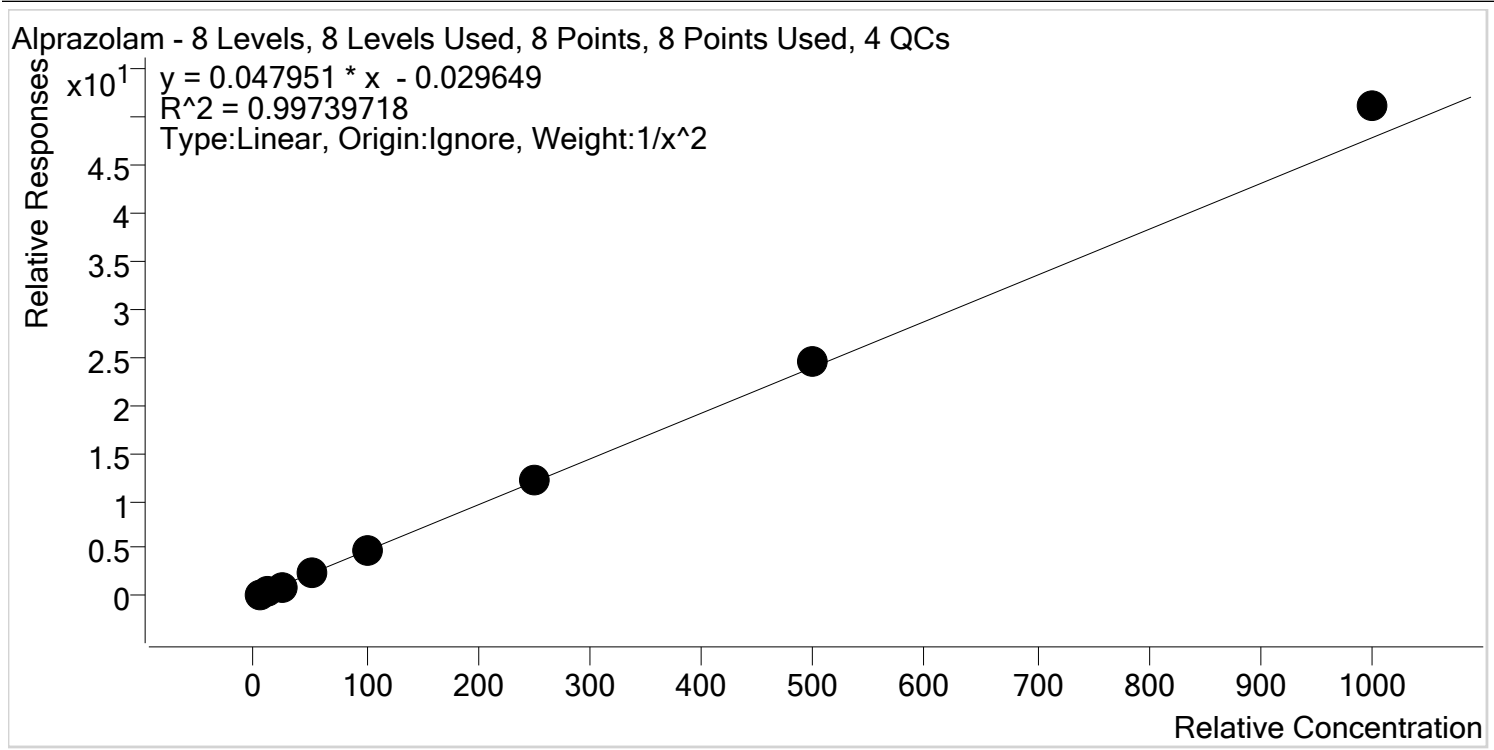
AM #28 Multi-Drug Quant. Calibration Curve Report

Batch results D:\MassHunter\Data\2020\AM 27-28\111920 AM 28 P2 TS SP SJ_AM 28 27 SP\QuantResults\AM 28 P1 SP.batch.bin

Last Cal. Update 11/23/2020 9:15 AM

Analyst Name ISP\datastor

Analyte Alprazolam **Internal Standard** Alprazolam-D5



Sample	Level	Enabled	Expected Concentration	Final Concentration	Accuracy
p1 Cal 1-5ng	1	✓	5.0	5.2	103.2
p1 Cal 2- 10ng	2	✓	10.0	9.7	96.5
p1 Cal 3 -25ng	3	✓	25.0	23.2	92.8
p1 Cal 4-50ng	4	✓	50.0	50.0	100.0
p1 Cal 5-100ng	5	✓	100.0	96.8	96.8
p1 Cal 6-250ng	6	✓	250.0	254.4	101.8
p1 Cal 7-500ng	7	✓	500.0	509.7	101.9
p1 Cal 8-1000ng	8	✓	1000.0	1068.5	106.8

S



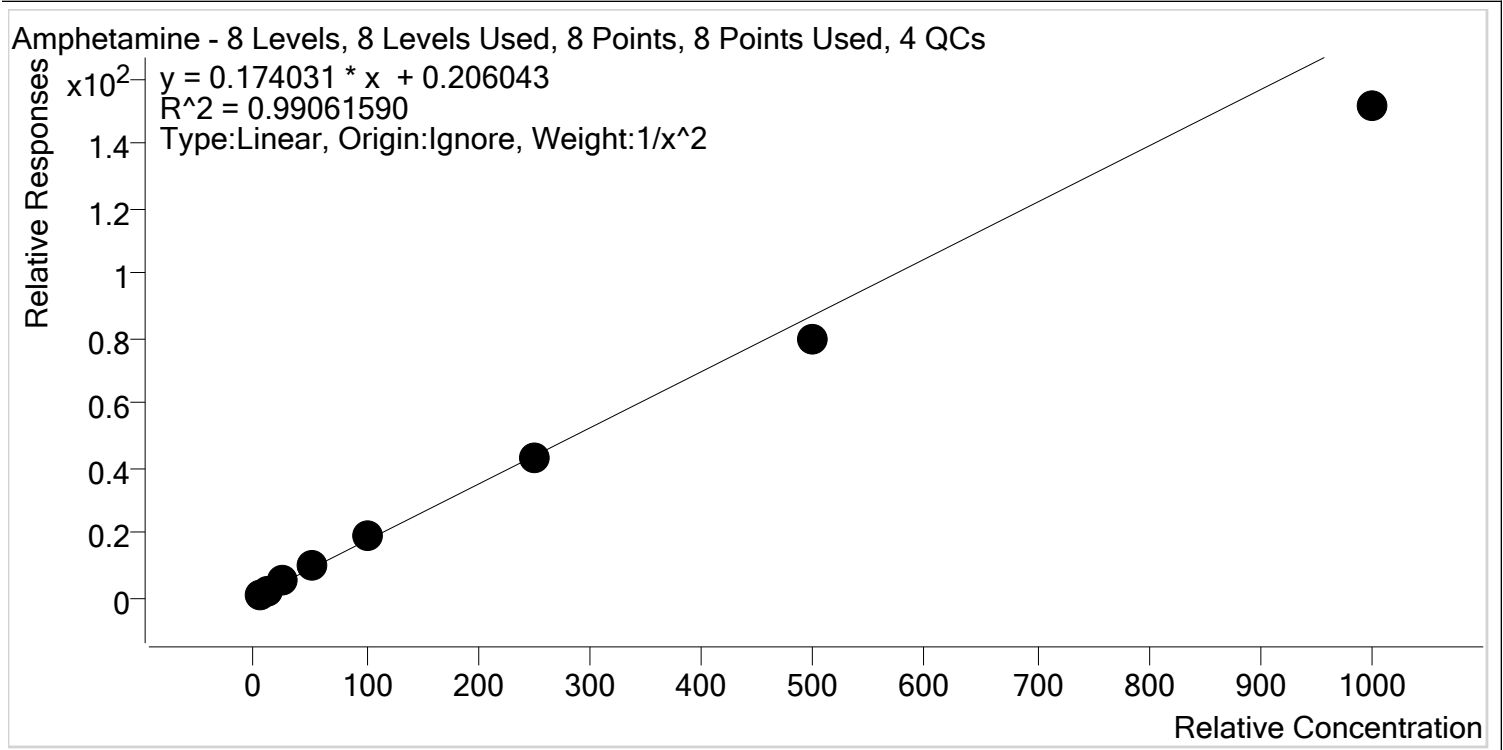
AM #28 Multi-Drug Quant. Calibration Curve Report

Batch results D:\MassHunter\Data\2020\AM 27-28\111920 AM 28 P2 TS SP SJ_AM 28 27 SP\QuantResults\AM 28 P1 SP.batch.bin

Last Cal. Update 11/23/2020 9:15 AM

Analyst Name ISP\datastor

Analyte Amphetamine **Internal Standard** Amphetamine-D11



Sample	Level	Enabled	Expected Concentration	Final Concentration	Accuracy
p1 Cal 1-5ng	1	✓	5.0	4.8	96.1
p1 Cal 2- 10ng	2	✓	10.0	10.2	102.3
p1 Cal 3 -25ng	3	✓	25.0	26.8	107.3
p1 Cal 4-50ng	4	✓	50.0	55.7	111.3
p1 Cal 5-100ng	5	✓	100.0	107.0	107.0
p1 Cal 6-250ng	6	✓	250.0	244.1	97.6
p1 Cal 7-500ng	7	✓	500.0	456.4	91.3
p1 Cal 8-1000ng	8	✓	1000.0	870.7	87.1

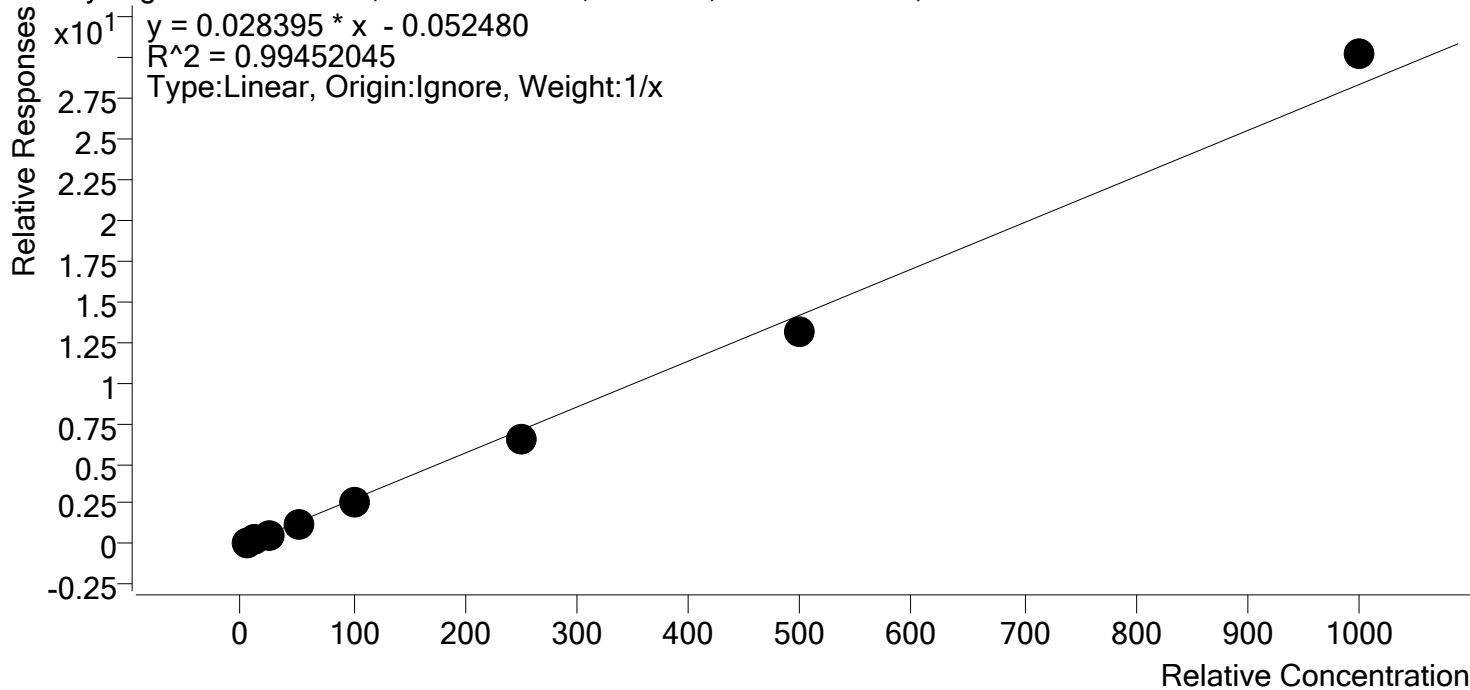
S



AM #28 Multi-Drug Quant. Calibration Curve Report

Batch results D:\MassHunter\Data\2020\AM 27-28\111920 AM 28 P2 TS SP SJ_AM 28 27 SP\QuantResults\AM 28 P1 SP.batch.bin
Last Cal. Update 11/23/2020 9:15 AM
Analyst Name ISP\datastor
Analyte Benzoyllecgonine **Internal Standard** Benzoyllecgonine-d8

Benzoyllecgonine - 8 Levels, 8 Levels Used, 8 Points, 8 Points Used, 4 QCs



Sample	Level	Enabled	Expected Concentration	Final Concentration	Accuracy
p1 Cal 1-5ng	1	✓	5.0	6.4	127.7
p1 Cal 2- 10ng	2	✓	10.0	10.1	101.0
p1 Cal 3 -25ng	3	✓	25.0	24.1	96.6
p1 Cal 4-50ng	4	✓	50.0	46.4	92.9
p1 Cal 5-100ng	5	✓	100.0	89.9	89.9
p1 Cal 6-250ng	6	✓	250.0	229.7	91.9
p1 Cal 7-500ng	7	✓	500.0	467.7	93.5
p1 Cal 8-1000ng	8	✓	1000.0	1065.7	106.6

S



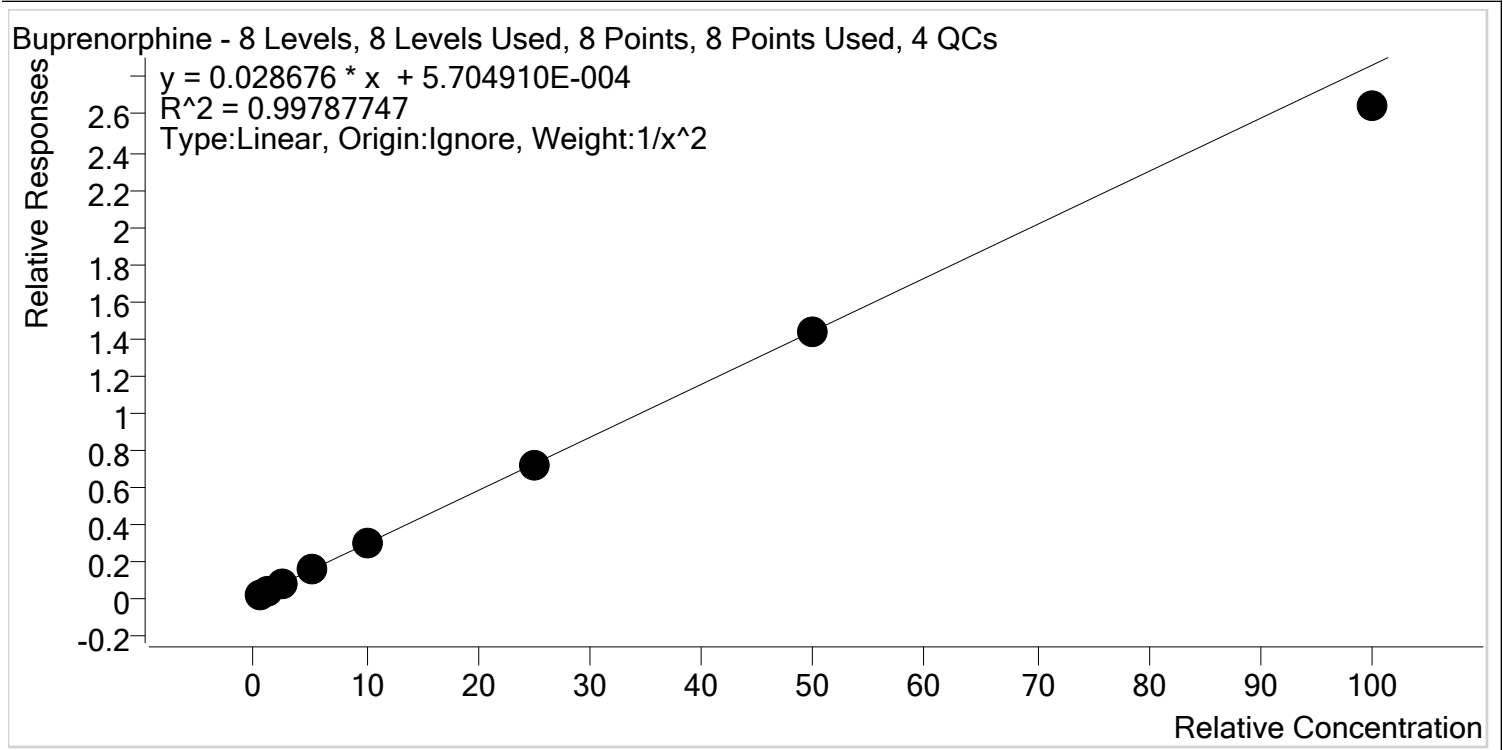
AM #28 Multi-Drug Quant. Calibration Curve Report

Batch results D:\MassHunter\Data\2020\AM 27-28\111920 AM 28 P2 TS SP SJ_AM 28 27 SP\QuantResults\AM 28 P1 SP.batch.bin

Last Cal. Update 11/23/2020 9:15 AM

Analyst Name ISP\datastor

Analyte Buprenorphine **Internal Standard** Buprenorphine-D4



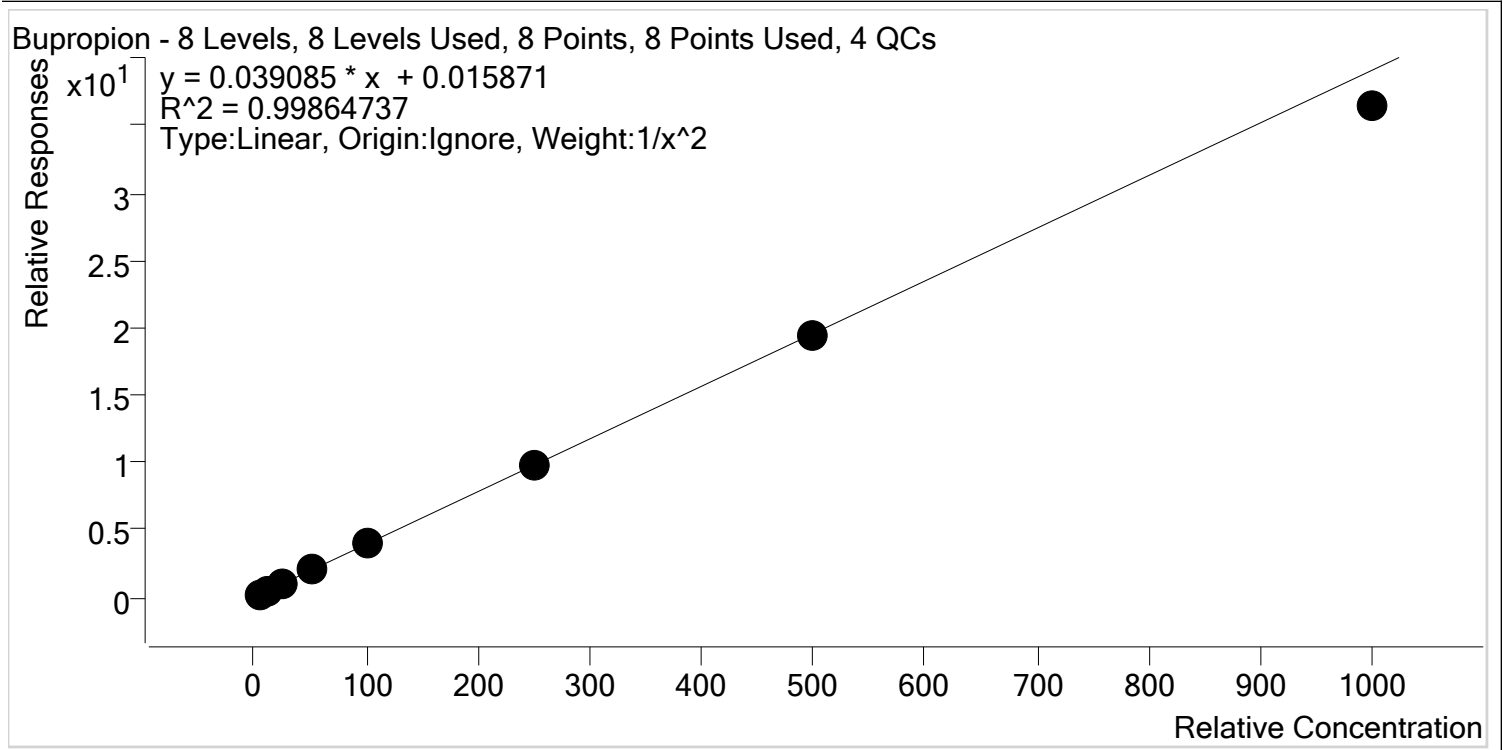
Sample	Level	Enabled	Expected Concentration	Final Concentration	Accuracy
p1 Cal 1-5ng	1	✓	0.5	0.5	98.3
p1 Cal 2- 10ng	2	✓	1.0	1.0	101.7
p1 Cal 3 -25ng	3	✓	2.5	2.5	101.1
p1 Cal 4-50ng	4	✓	5.0	5.3	106.2
p1 Cal 5-100ng	5	✓	10.0	10.2	101.7
p1 Cal 6-250ng	6	✓	25.0	24.6	98.3
p1 Cal 7-500ng	7	✓	50.0	50.2	100.4
p1 Cal 8-1000ng	8	✓	100.0	92.3	92.3

S



AM #28 Multi-Drug Quant. Calibration Curve Report

Batch results D:\MassHunter\Data\2020\AM 27-28\111920 AM 28 P2 TS SP SJ_AM 28 27 SP\QuantResults\AM 28 P1 SP.batch.bin
Last Cal. Update 11/23/2020 9:15 AM
Analyst Name ISP\datastor
Analyte Bupropion **Internal Standard** Bupropion-D9



Sample	Level	Enabled	Expected Concentration	Final Concentration	Accuracy
p1 Cal 1-5ng	1	✓	5.0	4.9	98.6
p1 Cal 2- 10ng	2	✓	10.0	10.1	101.3
p1 Cal 3 -25ng	3	✓	25.0	25.4	101.6
p1 Cal 4-50ng	4	✓	50.0	52.0	104.0
p1 Cal 5-100ng	5	✓	100.0	101.5	101.5
p1 Cal 6-250ng	6	✓	250.0	250.8	100.3
p1 Cal 7-500ng	7	✓	500.0	497.8	99.6
p1 Cal 8-1000ng	8	✓	1000.0	931.5	93.2

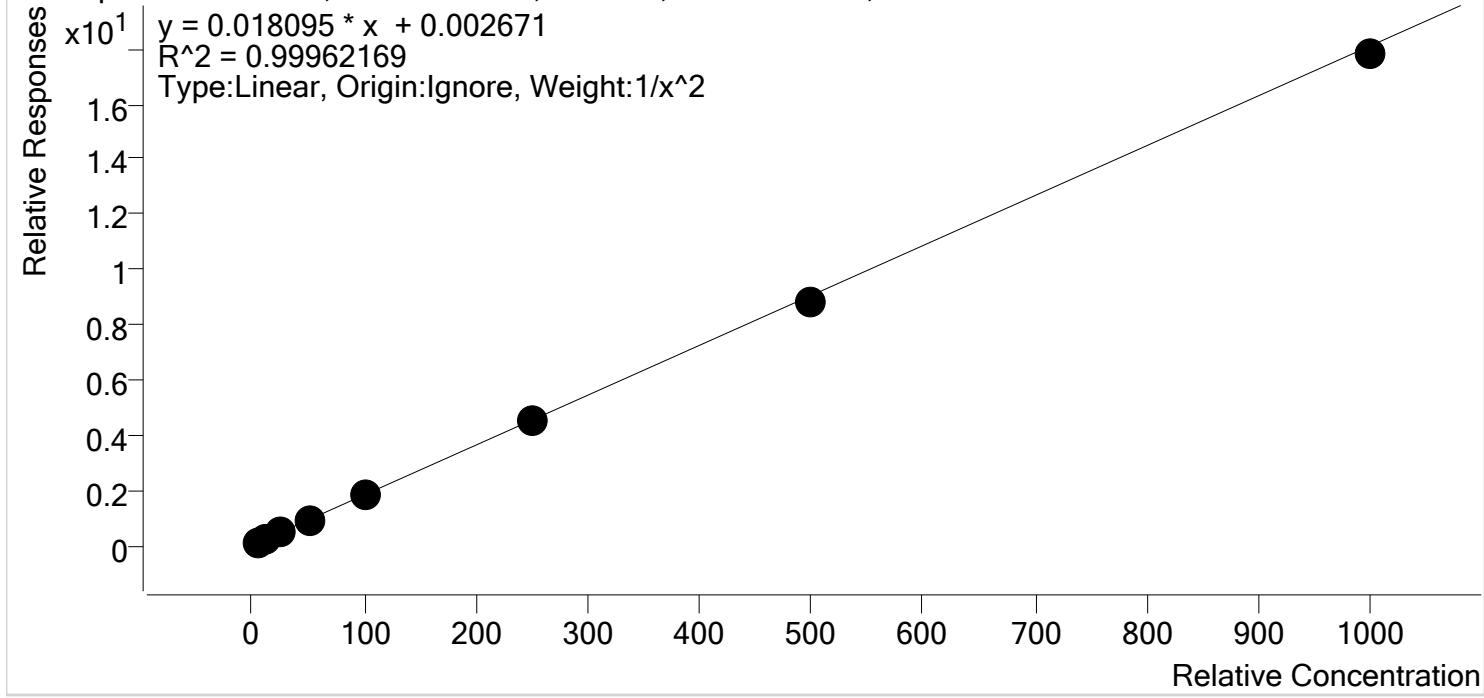
S



AM #28 Multi-Drug Quant. Calibration Curve Report

Batch results D:\MassHunter\Data\2020\AM 27-28\111920 AM 28 P2 TS SP SJ_AM 28 27 SP\QuantResults\AM 28 P1 SP.batch.bin
Last Cal. Update 11/23/2020 9:15 AM
Analyst Name ISP\datastor
Analyte Carisoprodol **Internal Standard** Carisoprodol-D7

Carisoprodol - 8 Levels, 8 Levels Used, 8 Points, 8 Points Used, 4 QCs



Sample	Level	Enabled	Expected Concentration	Final Concentration	Accuracy
p1 Cal 1-5ng	1	✓	5.0	5.0	99.6
p1 Cal 2- 10ng	2	✓	10.0	10.0	99.6
p1 Cal 3 -25ng	3	✓	25.0	25.4	101.4
p1 Cal 4-50ng	4	✓	50.0	51.2	102.4
p1 Cal 5-100ng	5	✓	100.0	101.2	101.2
p1 Cal 6-250ng	6	✓	250.0	250.5	100.2
p1 Cal 7-500ng	7	✓	500.0	486.1	97.2
p1 Cal 8-1000ng	8	✓	1000.0	983.3	98.3

S



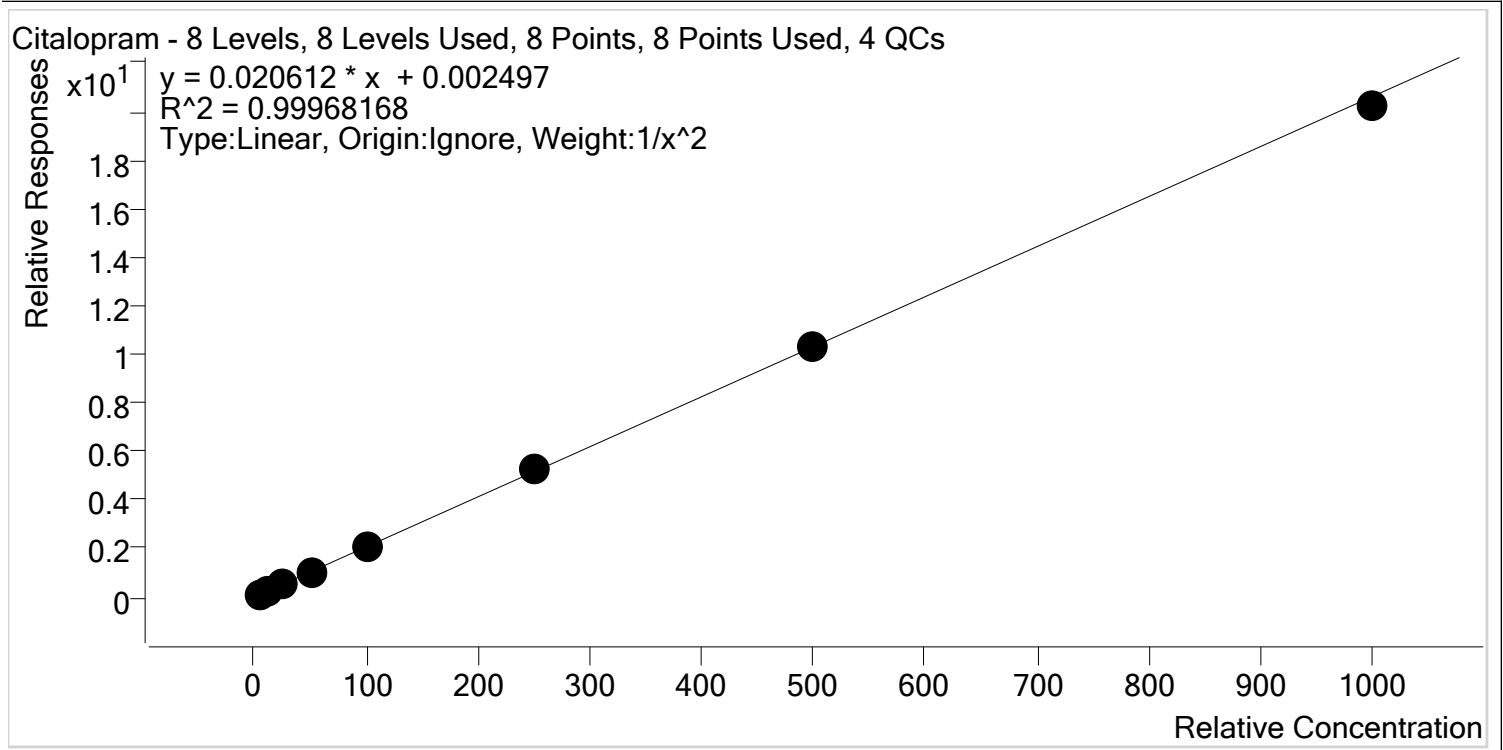
AM #28 Multi-Drug Quant. Calibration Curve Report

Batch results D:\MassHunter\Data\2020\AM 27-28\111920 AM 28 P2 TS SP SJ_AM 28 27 SP\QuantResults\AM 28 P1 SP.batch.bin

Last Cal. Update 11/23/2020 9:15 AM

Analyst Name ISP\datastor

Analyte Citalopram **Internal Standard** Citalopram-D6



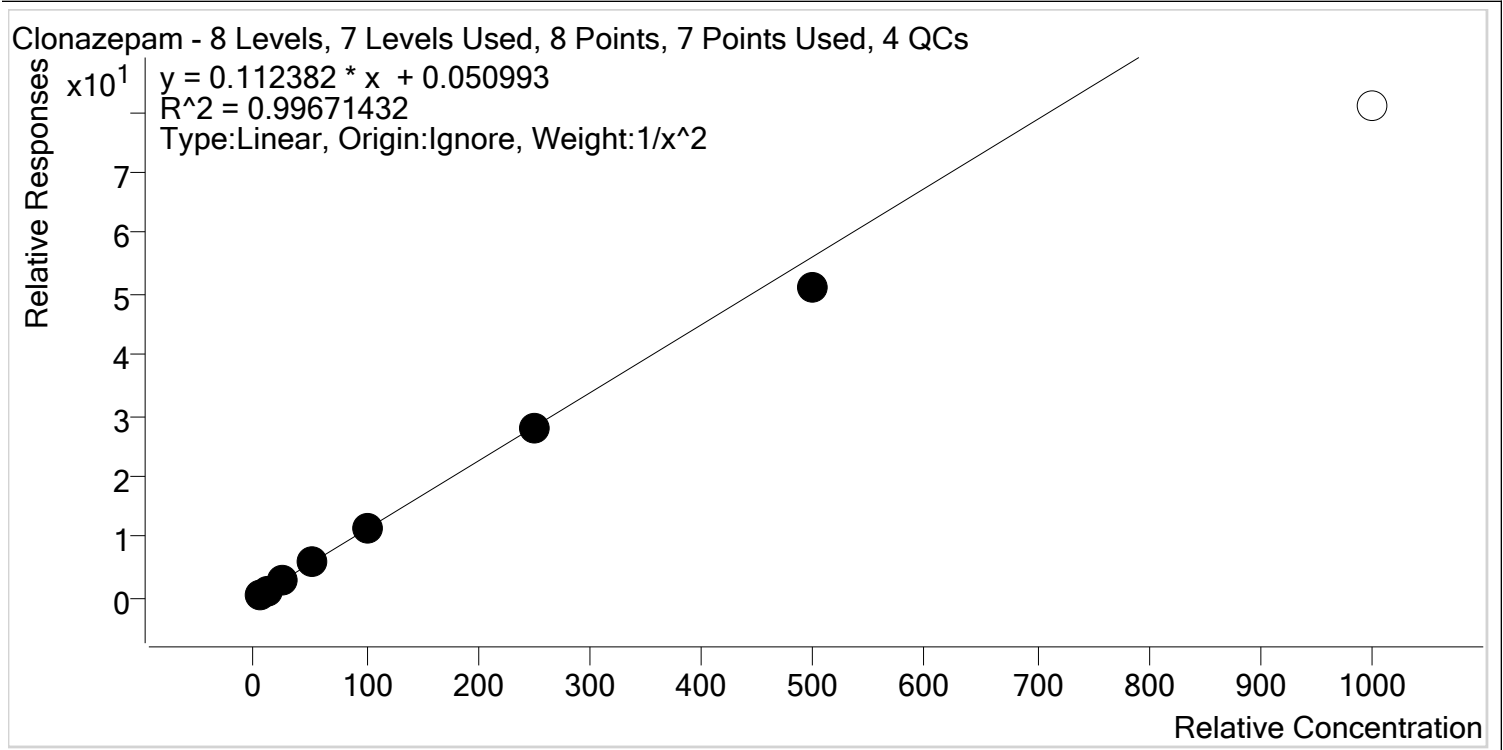
Sample	Level	Enabled	Expected Concentration	Final Concentration	Accuracy
p1 Cal 1-5ng	1	✓	5.0	5.0	100.7
p1 Cal 2- 10ng	2	✓	10.0	9.9	98.9
p1 Cal 3 -25ng	3	✓	25.0	24.6	98.3
p1 Cal 4-50ng	4	✓	50.0	51.0	102.1
p1 Cal 5-100ng	5	✓	100.0	99.5	99.5
p1 Cal 6-250ng	6	✓	250.0	254.6	101.9
p1 Cal 7-500ng	7	✓	500.0	503.1	100.6
p1 Cal 8-1000ng	8	✓	1000.0	980.7	98.1

S



AM #28 Multi-Drug Quant. Calibration Curve Report

Batch results D:\MassHunter\Data\2020\AM 27-28\111920 AM 28 P2 TS SP SJ_AM 28 27 SP\QuantResults\AM 28 P1 SP.batch.bin
Last Cal. Update 11/23/2020 9:15 AM
Analyst Name ISP\datastor
Analyte Clonazepam **Internal Standard** Clonazepam-D4



Sample	Level	Enabled	Expected Concentration	Final Concentration	Accuracy
p1 Cal 1-5ng	1	✓	5.0	4.9	98.1
p1 Cal 2- 10ng	2	✓	10.0	10.1	101.2
p1 Cal 3 -25ng	3	✓	25.0	26.0	103.9
p1 Cal 4-50ng	4	✓	50.0	52.4	104.8
p1 Cal 5-100ng	5	✓	100.0	103.1	103.1
p1 Cal 6-250ng	6	✓	250.0	245.7	98.3
p1 Cal 7-500ng	7	✓	500.0	453.5	90.7
p1 Cal 8-1000ng	8	x	1000.0	719.9	72.0

S



AM #28 Multi-Drug Quant. Calibration Curve Report

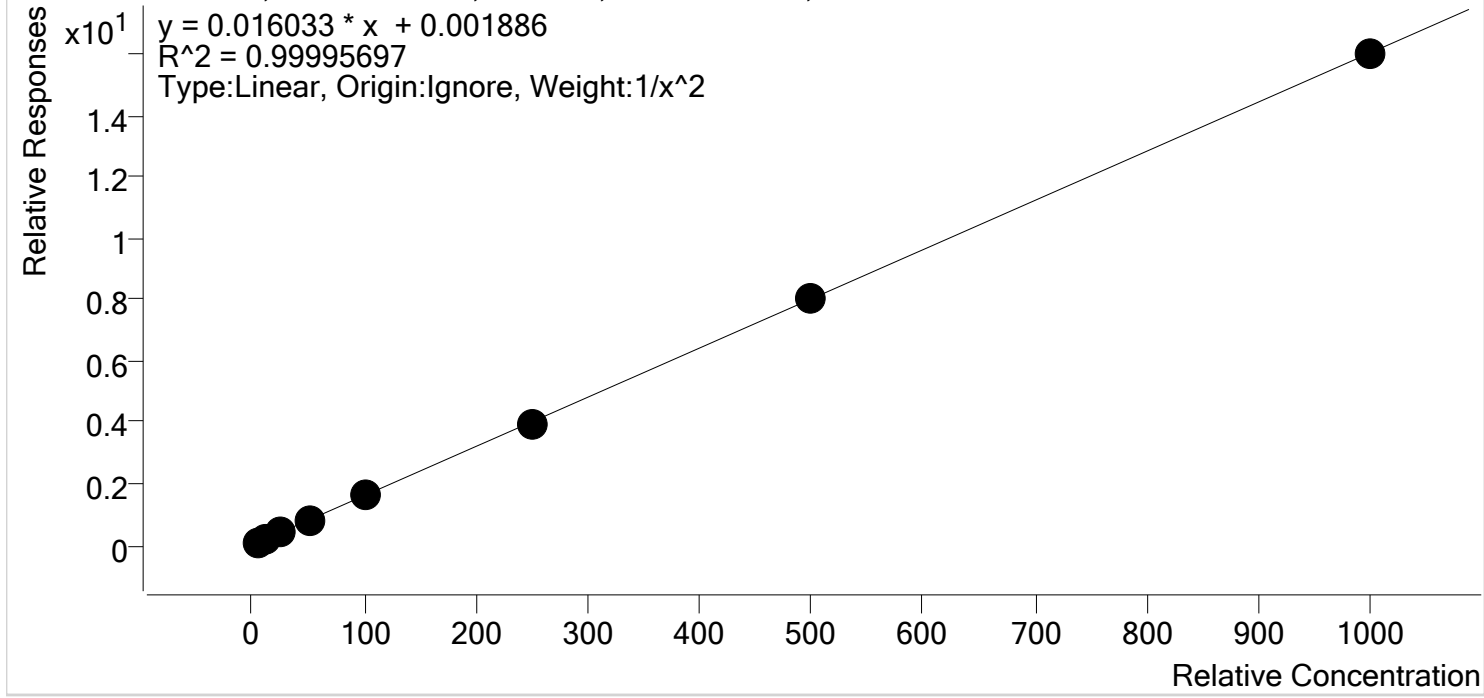
Batch results D:\MassHunter\Data\2020\AM 27-28\111920 AM 28 P2 TS SP SJ_AM 28 27 SP\QuantResults\AM 28 P1 SP.batch.bin

Last Cal. Update 11/23/2020 9:15 AM

Analyst Name ISP\datastor

Analyte Cocaine **Internal Standard** Cocaine-d3

Cocaine - 8 Levels, 8 Levels Used, 8 Points, 8 Points Used, 4 QCs



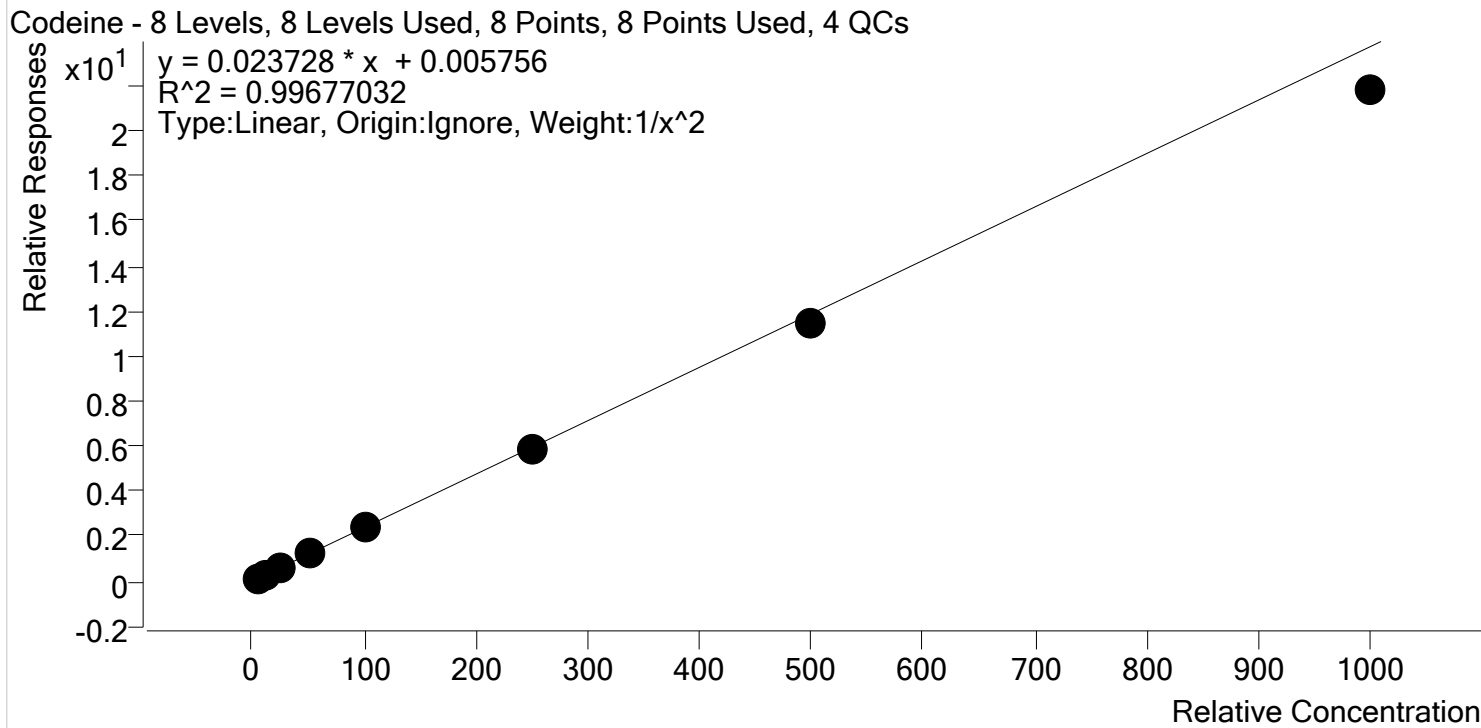
Sample	Level	Enabled	Expected Concentration	Final Concentration	Accuracy
p1 Cal 1-5ng	1	✓	5.0	5.0	99.7
p1 Cal 2- 10ng	2	✓	10.0	10.0	100.4
p1 Cal 3 -25ng	3	✓	25.0	25.1	100.3
p1 Cal 4-50ng	4	✓	50.0	50.5	101.0
p1 Cal 5-100ng	5	✓	100.0	99.5	99.5
p1 Cal 6-250ng	6	✓	250.0	248.2	99.3
p1 Cal 7-500ng	7	✓	500.0	500.6	100.1
p1 Cal 8-1000ng	8	✓	1000.0	997.2	99.7

S



AM #28 Multi-Drug Quant. Calibration Curve Report

Batch results D:\MassHunter\Data\2020\AM 27-28\111920 AM 28 P2 TS SP SJ_AM 28 27 SP\QuantResults\AM 28 P1 SP.batch.bin
Last Cal. Update 11/23/2020 9:15 AM
Analyst Name ISP\datastor
Analyte Codeine **Internal Standard** Codeine-D6



Sample	Level	Enabled	Expected Concentration	Final Concentration	Accuracy
p1 Cal 1-5ng	1	✓	5.0	4.9	98.5
p1 Cal 2- 10ng	2	✓	10.0	10.0	99.9
p1 Cal 3 -25ng	3	✓	25.0	25.8	103.2
p1 Cal 4-50ng	4	✓	50.0	54.3	108.6
p1 Cal 5-100ng	5	✓	100.0	102.6	102.6
p1 Cal 6-250ng	6	✓	250.0	245.7	98.3
p1 Cal 7-500ng	7	✓	500.0	485.3	97.1
p1 Cal 8-1000ng	8	✓	1000.0	918.4	91.8

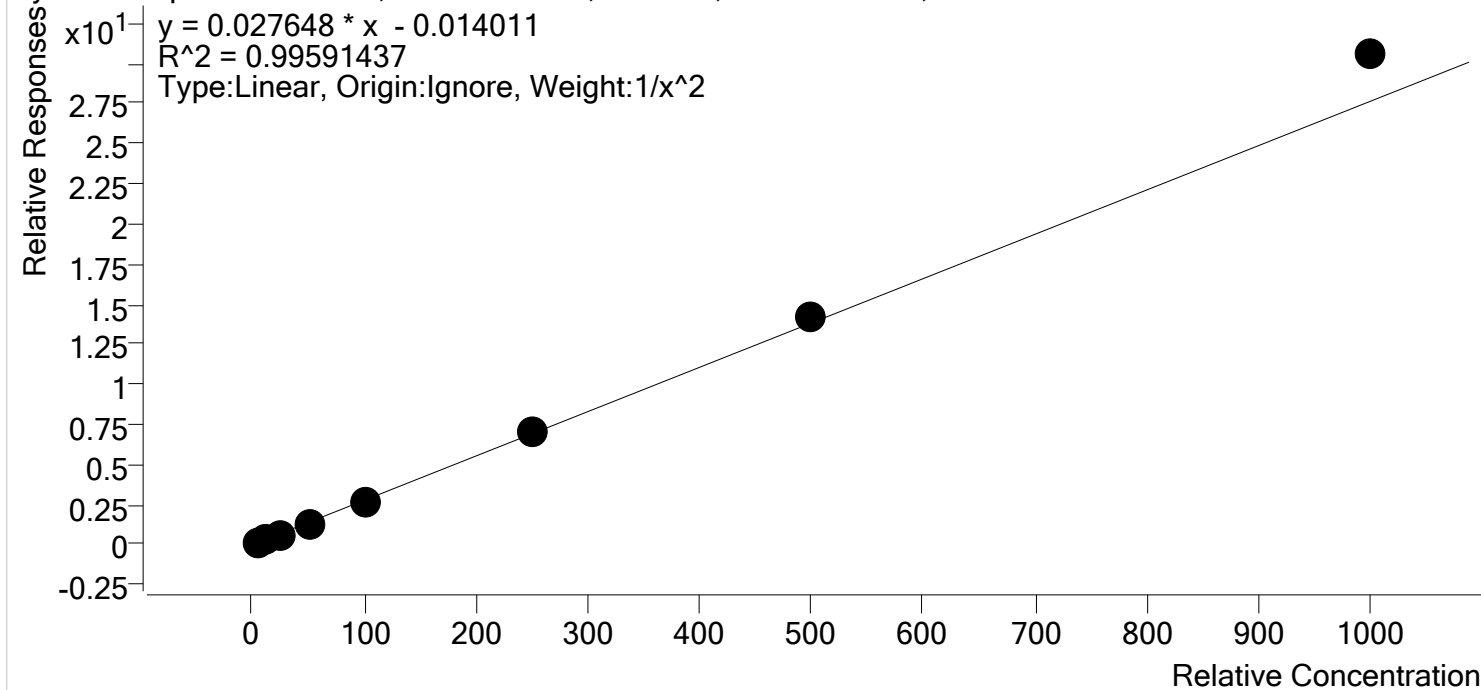
S



AM #28 Multi-Drug Quant. Calibration Curve Report

Batch results D:\MassHunter\Data\2020\AM 27-28\111920 AM 28 P2 TS SP SJ_AM 28 27 SP\QuantResults\AM 28 P1 SP.batch.bin
Last Cal. Update 11/23/2020 9:15 AM
Analyst Name ISP\datastor
Analyte Cyclobenzaprine **Internal Standard** Cyclobenzaprine-D3

Cyclobenzaprine - 8 Levels, 8 Levels Used, 8 Points, 8 Points Used, 4 QCs



Sample	Level	Enabled	Expected Concentration	Final Concentration	Accuracy
p1 Cal 1-5ng	1	✓	5.0	5.1	102.7
p1 Cal 2- 10ng	2	✓	10.0	9.8	98.4
p1 Cal 3 -25ng	3	✓	25.0	23.5	94.2
p1 Cal 4-50ng	4	✓	50.0	46.9	93.8
p1 Cal 5-100ng	5	✓	100.0	96.5	96.5
p1 Cal 6-250ng	6	✓	250.0	252.3	100.9
p1 Cal 7-500ng	7	✓	500.0	514.6	102.9
p1 Cal 8-1000ng	8	✓	1000.0	1106.2	110.6

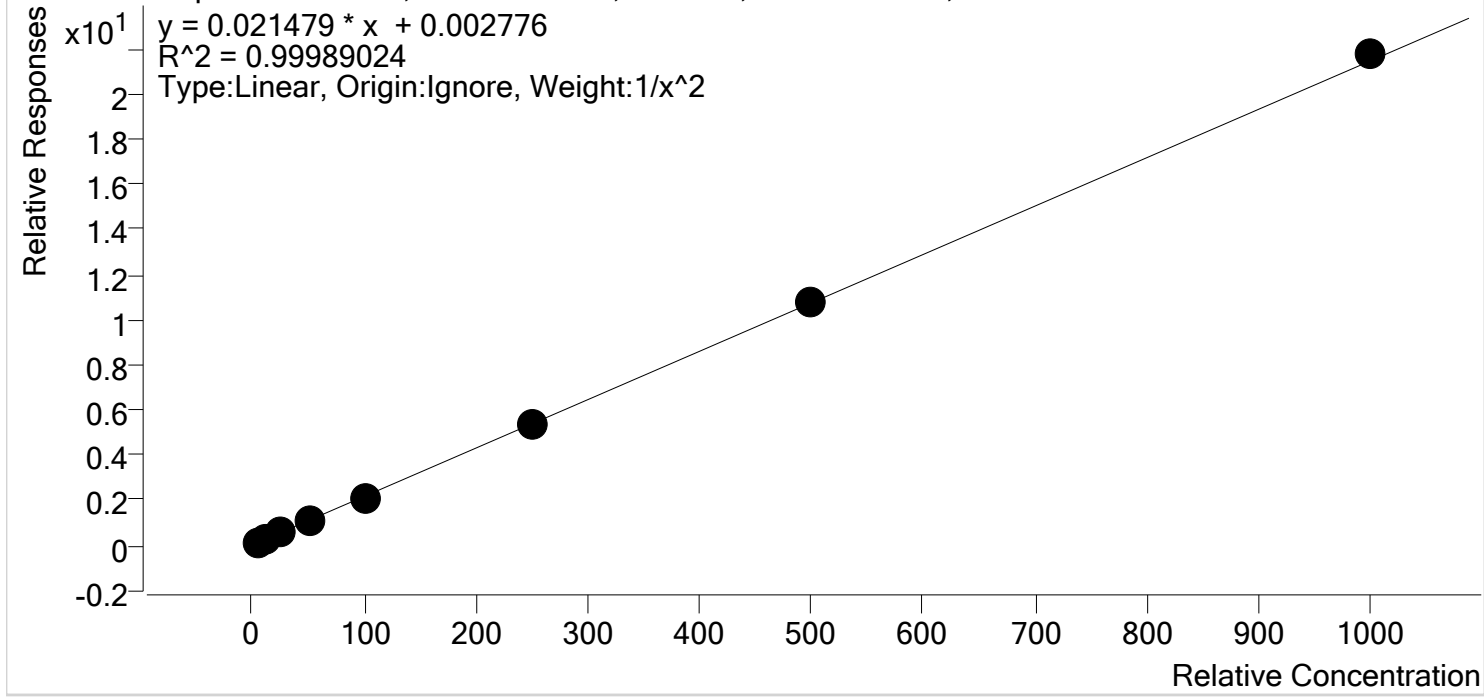
S



AM #28 Multi-Drug Quant. Calibration Curve Report

Batch results D:\MassHunter\Data\2020\AM 27-28\111920 AM 28 P2 TS SP SJ_AM 28 27 SP\QuantResults\AM 28 P1 SP.batch.bin
Last Cal. Update 11/23/2020 9:15 AM
Analyst Name ISP\datastor
Analyte Dextromethorphan **Internal Standard** Dextromethorphan-D3

Dextromethorphan - 8 Levels, 8 Levels Used, 8 Points, 8 Points Used, 4 QCs



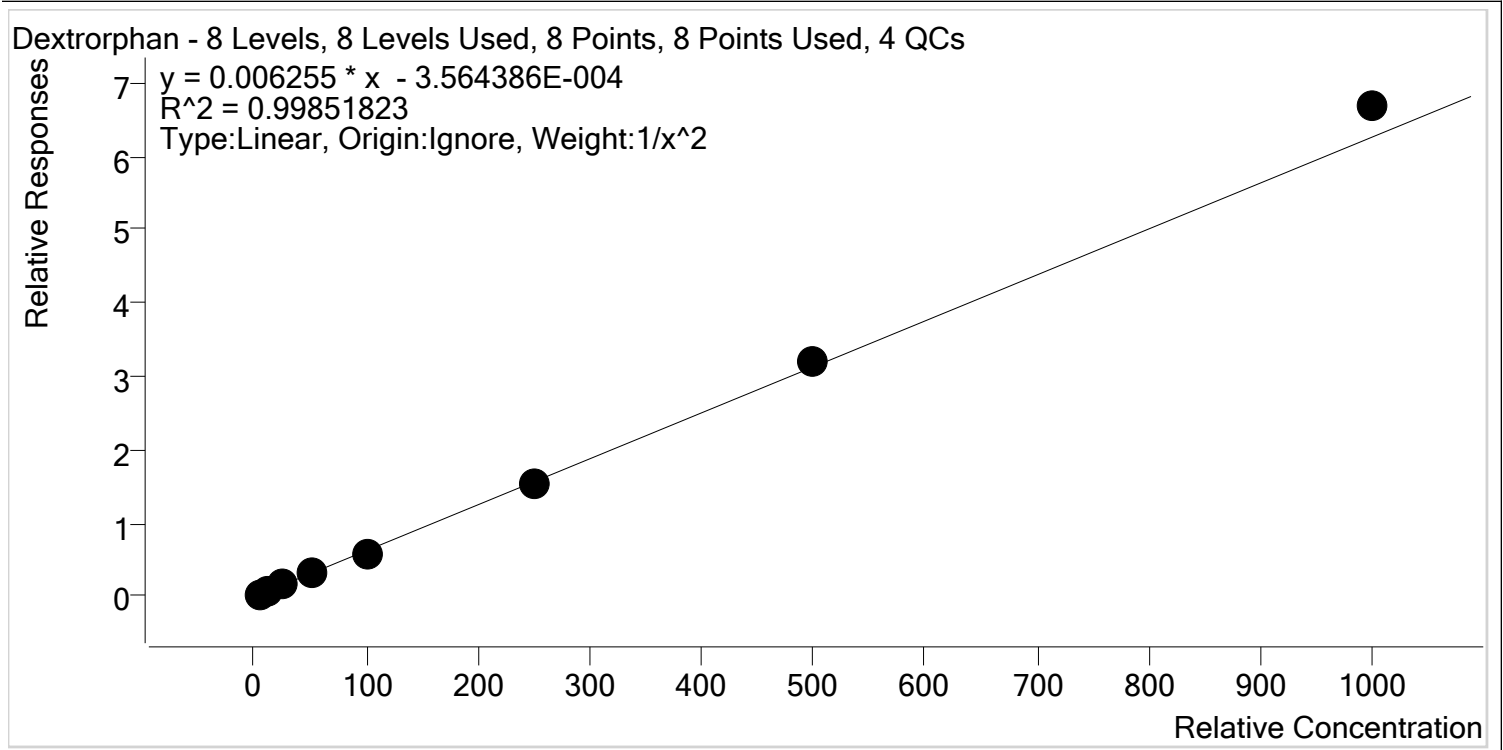
Sample	Level	Enabled	Expected Concentration	Final Concentration	Accuracy
p1 Cal 1-5ng	1	✓	5.0	5.0	100.9
p1 Cal 2- 10ng	2	✓	10.0	9.9	98.5
p1 Cal 3 -25ng	3	✓	25.0	24.9	99.6
p1 Cal 4-50ng	4	✓	50.0	49.9	99.9
p1 Cal 5-100ng	5	✓	100.0	99.5	99.5
p1 Cal 6-250ng	6	✓	250.0	249.1	99.6
p1 Cal 7-500ng	7	✓	500.0	503.2	100.6
p1 Cal 8-1000ng	8	✓	1000.0	1013.9	101.4

S



AM #28 Multi-Drug Quant. Calibration Curve Report

Batch results D:\MassHunter\Data\2020\AM 27-28\111920 AM 28 P2 TS SP SJ_AM 28 27 SP\QuantResults\AM 28 P1 SP.batch.bin
Last Cal. Update 11/23/2020 9:15 AM
Analyst Name ISP\datastor
Analyte Dextrorphan **Internal Standard** Dextrorphan-D3



Sample	Level	Enabled	Expected Concentration	Final Concentration	Accuracy
p1 Cal 1-5ng	1	✓	5.0	5.1	101.2
p1 Cal 2- 10ng	2	✓	10.0	9.9	98.9
p1 Cal 3 -25ng	3	✓	25.0	24.6	98.4
p1 Cal 4-50ng	4	✓	50.0	49.4	98.7
p1 Cal 5-100ng	5	✓	100.0	95.2	95.2
p1 Cal 6-250ng	6	✓	250.0	248.2	99.3
p1 Cal 7-500ng	7	✓	500.0	508.1	101.6
p1 Cal 8-1000ng	8	✓	1000.0	1067.1	106.7

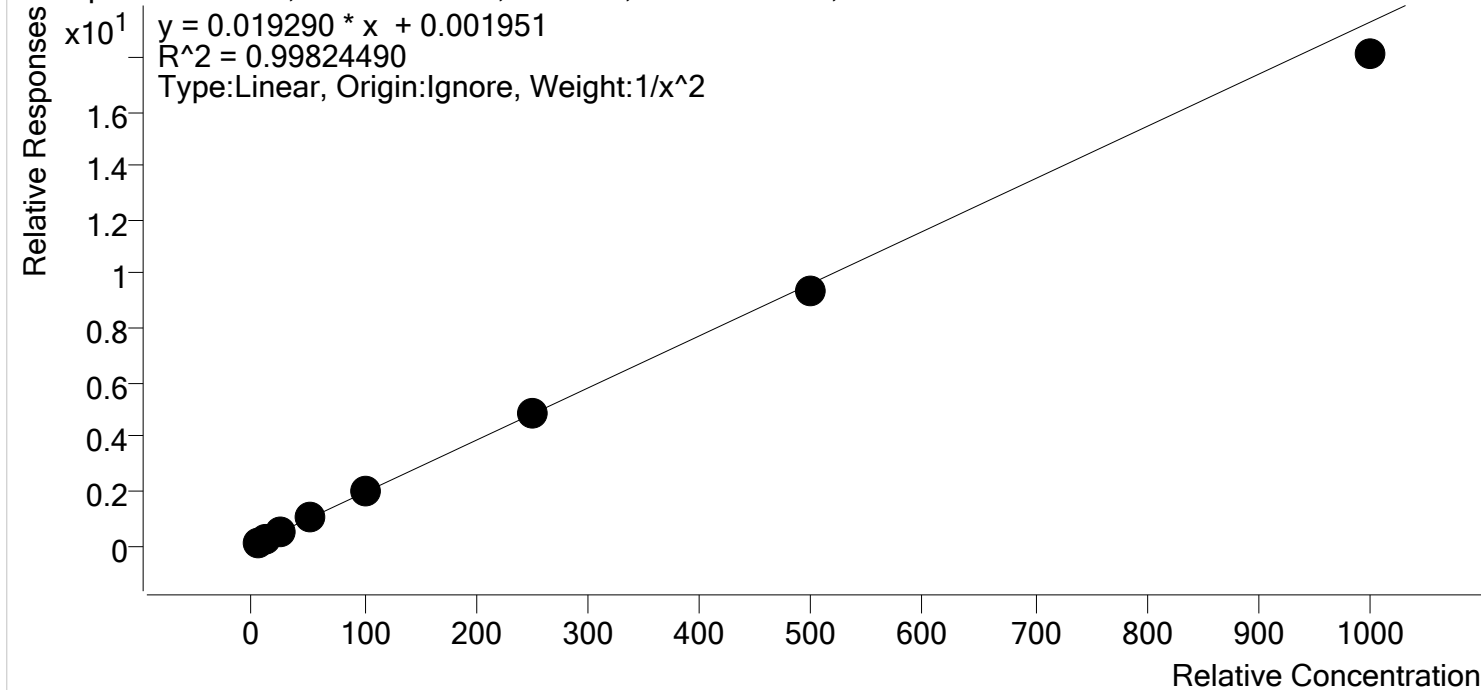
S



AM #28 Multi-Drug Quant. Calibration Curve Report

Batch results D:\MassHunter\Data\2020\AM 27-28\111920 AM 28 P2 TS SP SJ_AM 28 27 SP\QuantResults\AM 28 P1 SP.batch.bin
Last Cal. Update 11/23/2020 9:15 AM
Analyst Name ISP\datastor
Analyte Diazepam **Internal Standard** Diazepam-D5

Diazepam - 8 Levels, 8 Levels Used, 8 Points, 8 Points Used, 4 QCs



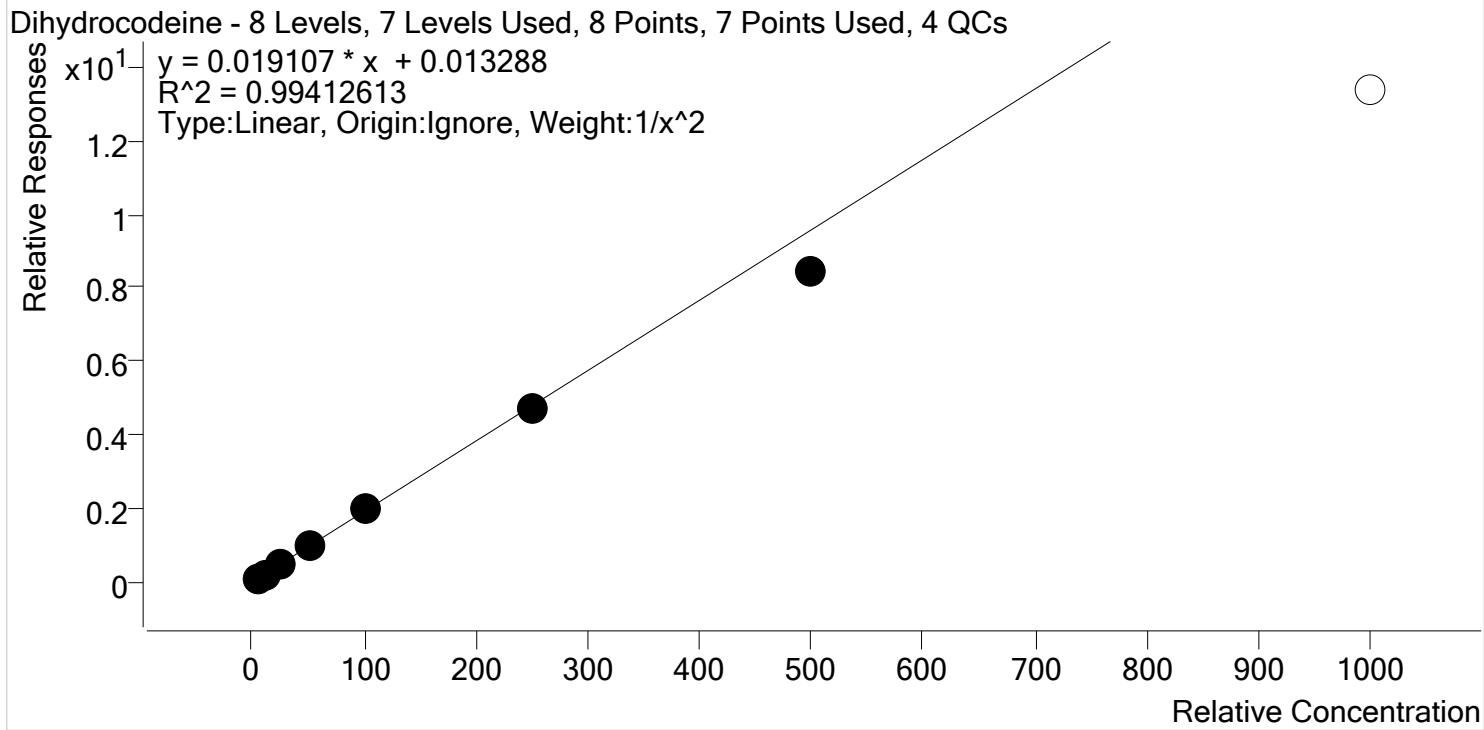
Sample	Level	Enabled	Expected Concentration	Final Concentration	Accuracy
p1 Cal 1-5ng	1	✓	5.0	4.9	98.4
p1 Cal 2- 10ng	2	✓	10.0	10.1	100.5
p1 Cal 3 -25ng	3	✓	25.0	26.0	104.1
p1 Cal 4-50ng	4	✓	50.0	52.5	105.0
p1 Cal 5-100ng	5	✓	100.0	100.8	100.8
p1 Cal 6-250ng	6	✓	250.0	251.0	100.4
p1 Cal 7-500ng	7	✓	500.0	484.6	96.9
p1 Cal 8-1000ng	8	✓	1000.0	938.4	93.8

S



AM #28 Multi-Drug Quant. Calibration Curve Report

Batch results D:\MassHunter\Data\2020\AM 27-28\111920 AM 28 P2 TS SP SJ_AM 28 27 SP\QuantResults\AM 28 P1 SP.batch.bin
Last Cal. Update 11/23/2020 9:15 AM
Analyst Name ISP\datastor
Analyte Dihydrocodeine **Internal Standard** Dihydrocodeine-D6



Sample	Level	Enabled	Expected Concentration	Final Concentration	Accuracy
p1 Cal 1-5ng	1	✓	5.0	4.8	96.8
p1 Cal 2- 10ng	2	✓	10.0	10.4	103.9
p1 Cal 3 -25ng	3	✓	25.0	25.7	102.7
p1 Cal 4-50ng	4	✓	50.0	53.6	107.3
p1 Cal 5-100ng	5	✓	100.0	103.7	103.7
p1 Cal 6-250ng	6	✓	250.0	244.6	97.9
p1 Cal 7-500ng	7	✓	500.0	438.9	87.8
p1 Cal 8-1000ng	8	x	1000.0	698.3	69.8

S



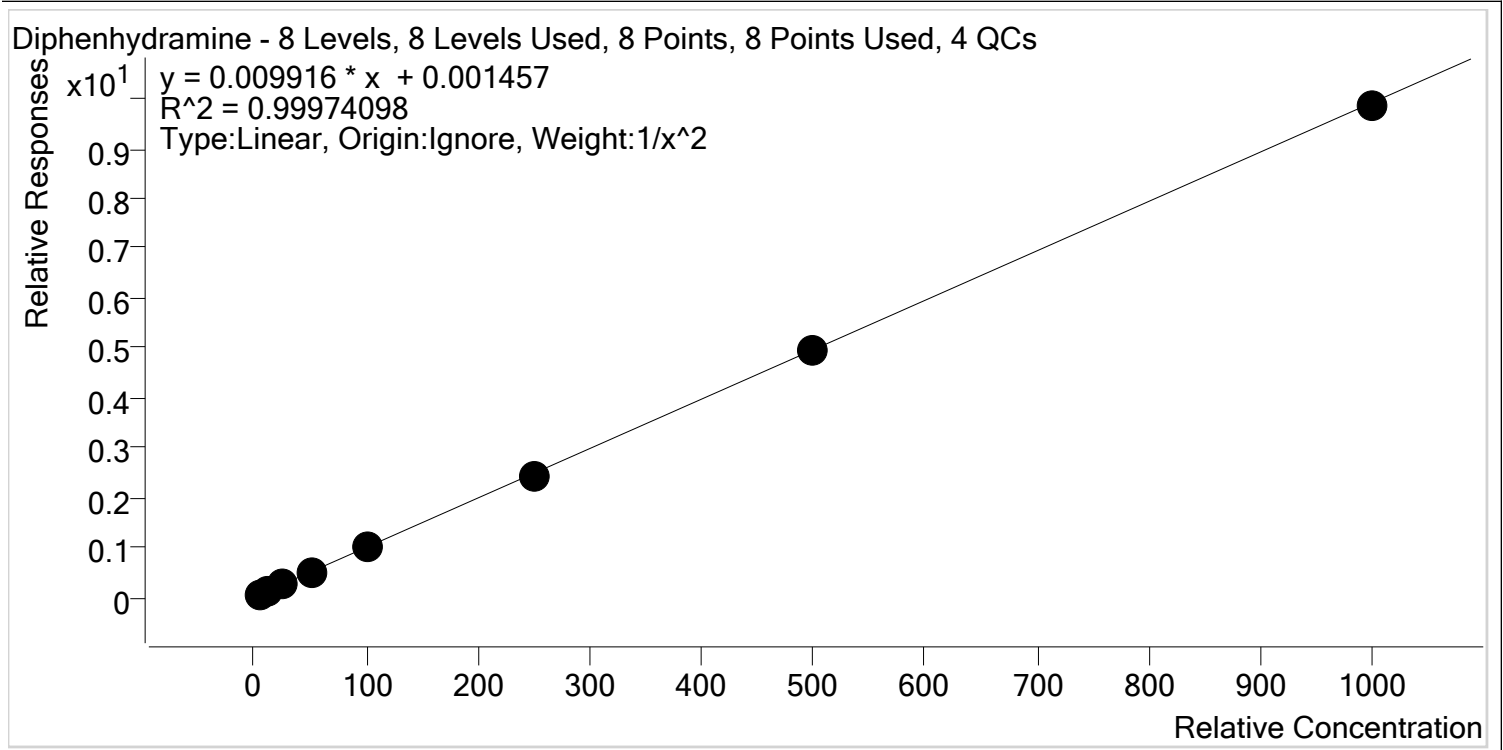
AM #28 Multi-Drug Quant. Calibration Curve Report

Batch results D:\MassHunter\Data\2020\AM 27-28\111920 AM 28 P2 TS SP SJ_AM 28 27 SP\QuantResults\AM 28 P1 SP.batch.bin

Last Cal. Update 11/23/2020 9:15 AM

Analyst Name ISP\datastor

Analyte Diphenhydramine **Internal Standard** Diphenhydramine-D3



Sample	Level	Enabled	Expected Concentration	Final Concentration	Accuracy
p1 Cal 1-5ng	1	✓	5.0	4.9	98.5
p1 Cal 2- 10ng	2	✓	10.0	10.3	102.8
p1 Cal 3 -25ng	3	✓	25.0	25.0	99.9
p1 Cal 4-50ng	4	✓	50.0	50.5	101.0
p1 Cal 5-100ng	5	✓	100.0	100.3	100.3
p1 Cal 6-250ng	6	✓	250.0	246.7	98.7
p1 Cal 7-500ng	7	✓	500.0	497.5	99.5
p1 Cal 8-1000ng	8	✓	1000.0	992.7	99.3

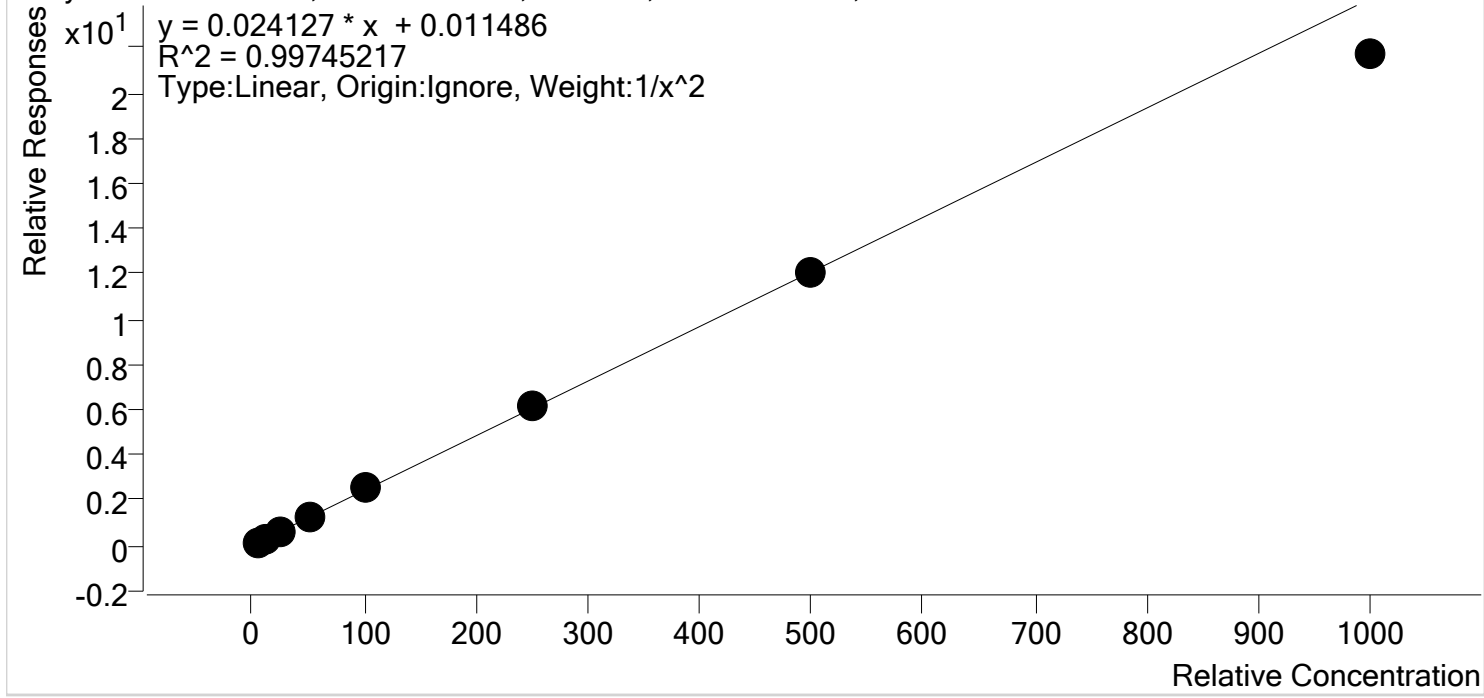
S



AM #28 Multi-Drug Quant. Calibration Curve Report

Batch results D:\MassHunter\Data\2020\AM 27-28\111920 AM 28 P2 TS SP SJ_AM 28 27 SP\QuantResults\AM 28 P1 SP.batch.bin
Last Cal. Update 11/23/2020 9:15 AM
Analyst Name ISP\datastor
Analyte Doxylamine **Internal Standard** Doxylamine-D5

Doxylamine - 8 Levels, 8 Levels Used, 8 Points, 8 Points Used, 4 QCs



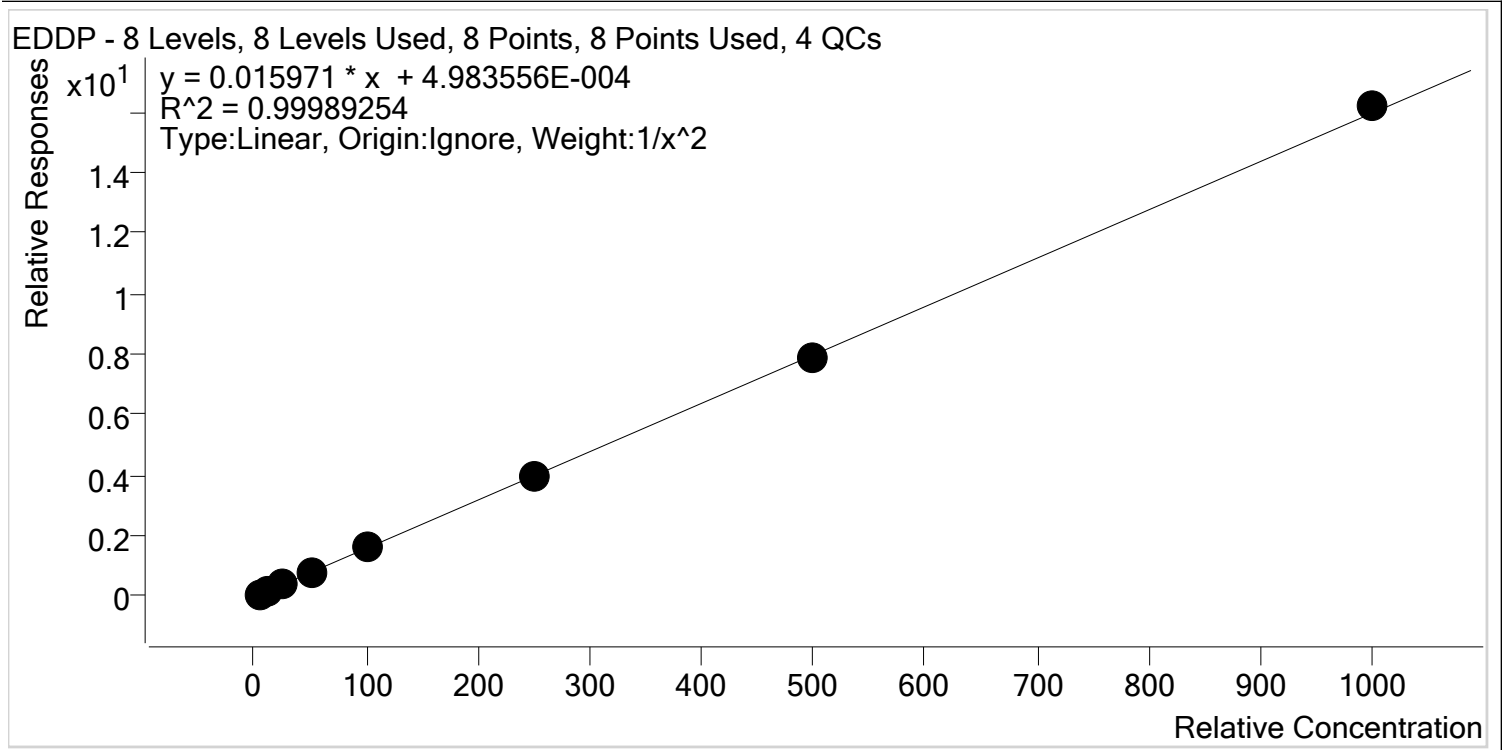
Sample	Level	Enabled	Expected Concentration	Final Concentration	Accuracy
p1 Cal 1-5ng	1	✓	5.0	4.9	98.5
p1 Cal 2- 10ng	2	✓	10.0	10.1	101.2
p1 Cal 3 -25ng	3	✓	25.0	25.5	102.0
p1 Cal 4-50ng	4	✓	50.0	51.7	103.5
p1 Cal 5-100ng	5	✓	100.0	103.0	103.0
p1 Cal 6-250ng	6	✓	250.0	254.5	101.8
p1 Cal 7-500ng	7	✓	500.0	500.8	100.2
p1 Cal 8-1000ng	8	✓	1000.0	898.6	89.9

S



AM #28 Multi-Drug Quant. Calibration Curve Report

Batch results D:\MassHunter\Data\2020\AM 27-28\111920 AM 28 P2 TS SP SJ_AM 28 27 SP\QuantResults\AM 28 P1 SP.batch.bin
Last Cal. Update 11/23/2020 9:15 AM
Analyst Name ISP\datastor
Analyte EDDP **Internal Standard** EDDP-D3



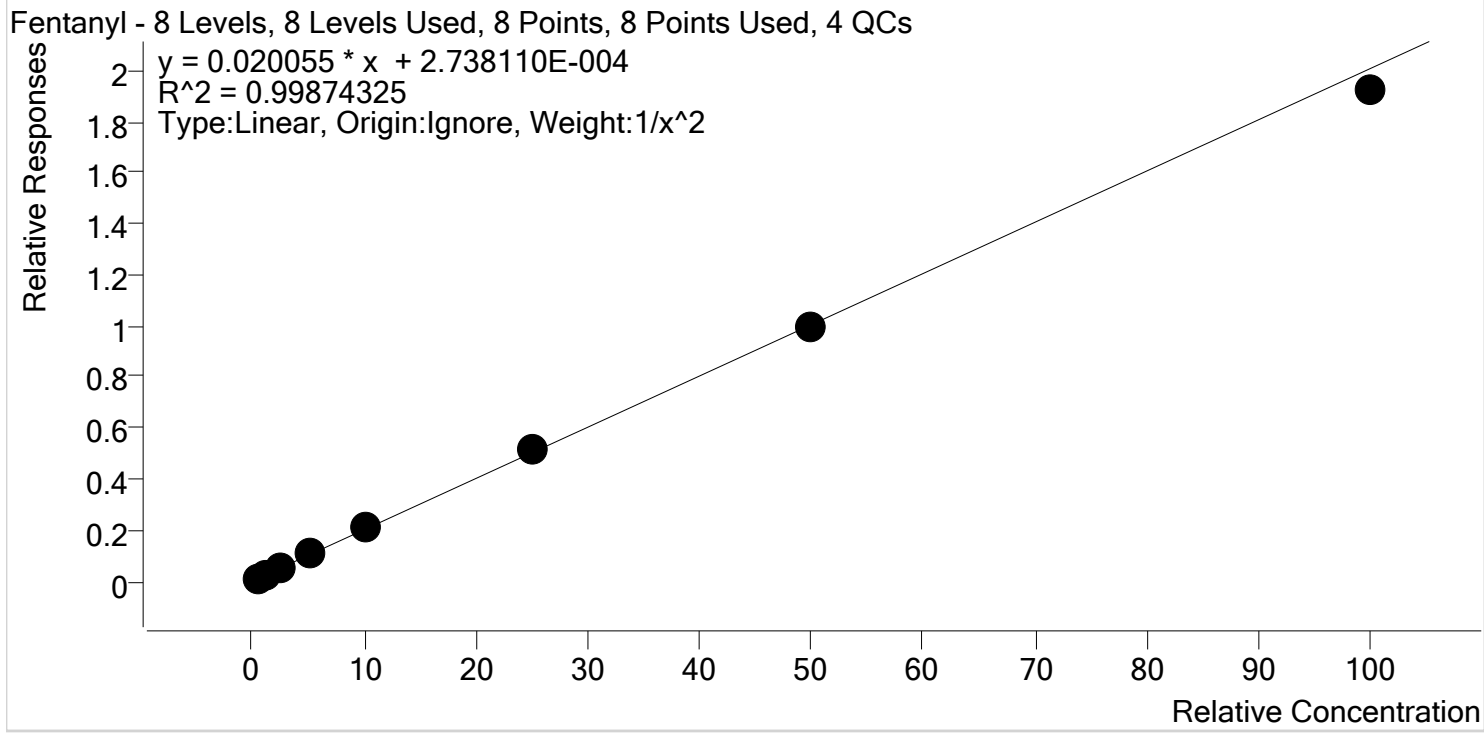
Sample	Level	Enabled	Expected Concentration	Final Concentration	Accuracy
p1 Cal 1-5ng	1	✓	5.0	5.0	100.5
p1 Cal 2- 10ng	2	✓	10.0	10.0	99.5
p1 Cal 3 -25ng	3	✓	25.0	24.7	98.8
p1 Cal 4-50ng	4	✓	50.0	49.8	99.6
p1 Cal 5-100ng	5	✓	100.0	100.6	100.6
p1 Cal 6-250ng	6	✓	250.0	251.4	100.5
p1 Cal 7-500ng	7	✓	500.0	495.1	99.0
p1 Cal 8-1000ng	8	✓	1000.0	1014.3	101.4

S



AM #28 Multi-Drug Quant. Calibration Curve Report

Batch results D:\MassHunter\Data\2020\AM 27-28\111920 AM 28 P2 TS SP SJ_AM 28 27 SP\QuantResults\AM 28 P1 SP.batch.bin
Last Cal. Update 11/23/2020 9:15 AM
Analyst Name ISP\datastor
Analyte Fentanyl **Internal Standard** Fentanyl-D5



Sample	Level	Enabled	Expected Concentration	Final Concentration	Accuracy
p1 Cal 1-5ng	1	✓	0.5	0.5	98.7
p1 Cal 2- 10ng	2	✓	1.0	1.0	103.3
p1 Cal 3 -25ng	3	✓	2.5	2.4	96.2
p1 Cal 4-50ng	4	✓	5.0	5.1	102.0
p1 Cal 5-100ng	5	✓	10.0	10.3	103.4
p1 Cal 6-250ng	6	✓	25.0	25.5	102.0
p1 Cal 7-500ng	7	✓	50.0	49.3	98.6
p1 Cal 8-1000ng	8	✓	100.0	95.8	95.8

S



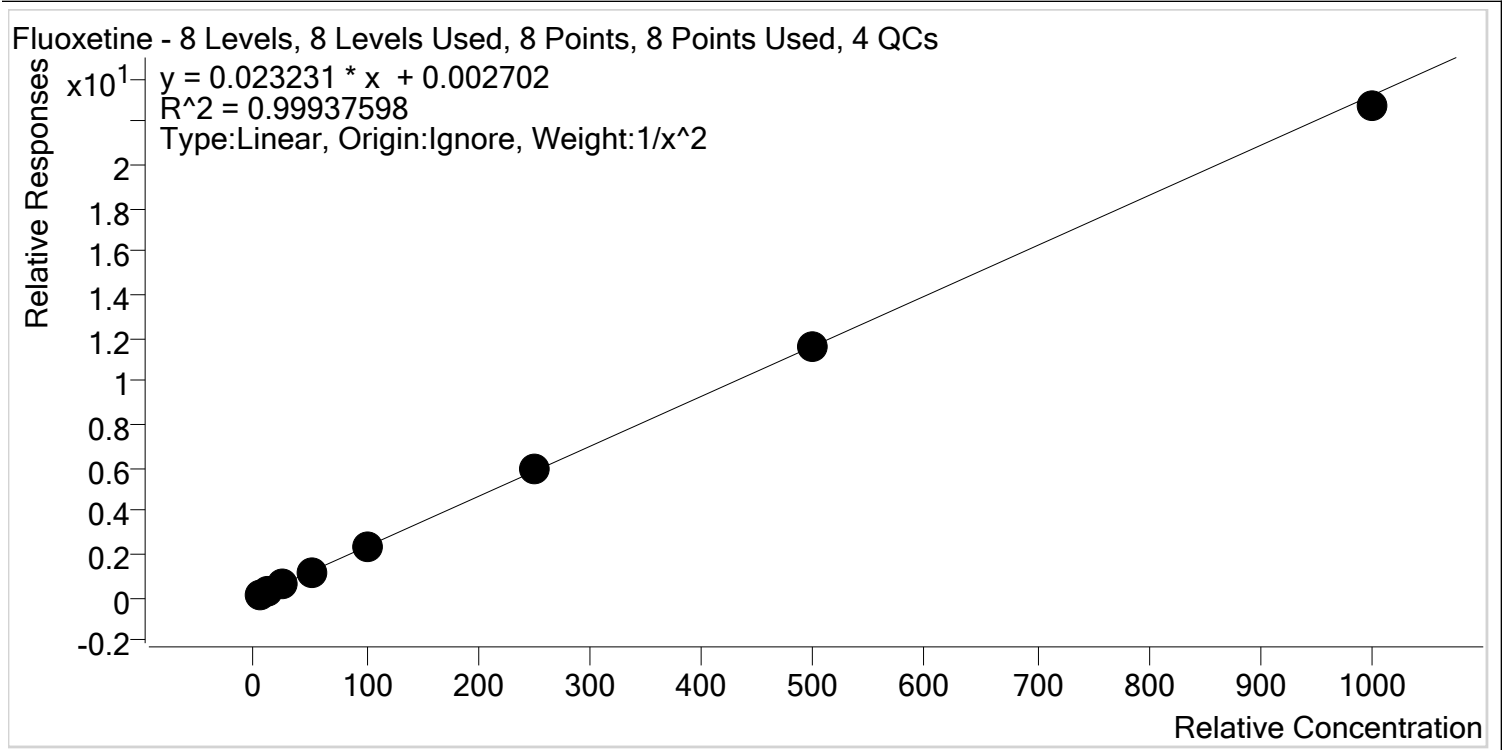
AM #28 Multi-Drug Quant. Calibration Curve Report

Batch results D:\MassHunter\Data\2020\AM 27-28\111920 AM 28 P2 TS SP SJ_AM 28 27 SP\QuantResults\AM 28 P1 SP.batch.bin

Last Cal. Update 11/23/2020 9:15 AM

Analyst Name ISP\datastor

Analyte Fluoxetine **Internal Standard** Fluoxetine-D6



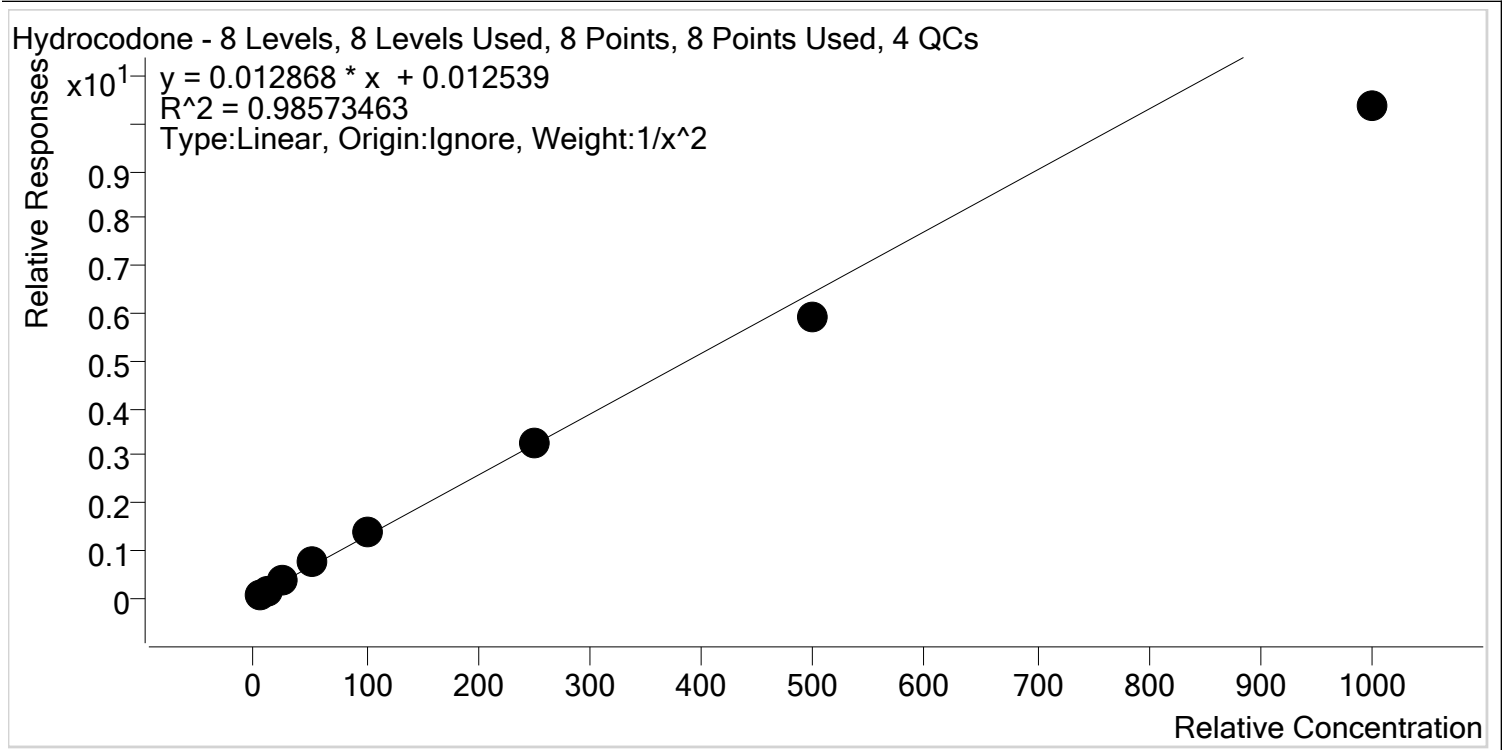
Sample	Level	Enabled	Expected Concentration	Final Concentration	Accuracy
p1 Cal 1-5ng	1	✓	5.0	5.0	101.0
p1 Cal 2- 10ng	2	✓	10.0	9.7	96.7
p1 Cal 3 -25ng	3	✓	25.0	25.5	101.8
p1 Cal 4-50ng	4	✓	50.0	51.7	103.4
p1 Cal 5-100ng	5	✓	100.0	99.5	99.5
p1 Cal 6-250ng	6	✓	250.0	251.6	100.6
p1 Cal 7-500ng	7	✓	500.0	496.0	99.2
p1 Cal 8-1000ng	8	✓	1000.0	978.1	97.8

S



AM #28 Multi-Drug Quant. Calibration Curve Report

Batch results D:\MassHunter\Data\2020\AM 27-28\111920 AM 28 P2 TS SP SJ_AM 28 27 SP\QuantResults\AM 28 P1 SP.batch.bin
Last Cal. Update 11/23/2020 9:15 AM
Analyst Name ISP\datastor
Analyte Hydrocodone **Internal Standard** Hydrocodone-D6



Sample	Level	Enabled	Expected Concentration	Final Concentration	Accuracy
p1 Cal 1-5ng	1	✓	5.0	4.7	94.4
p1 Cal 2- 10ng	2	✓	10.0	10.6	105.8
p1 Cal 3 -25ng	3	✓	25.0	26.5	106.1
p1 Cal 4-50ng	4	✓	50.0	55.7	111.4
p1 Cal 5-100ng	5	✓	100.0	109.0	109.0
p1 Cal 6-250ng	6	✓	250.0	252.6	101.0
p1 Cal 7-500ng	7	✓	500.0	458.7	91.7
p1 Cal 8-1000ng	8	✓	1000.0	804.9	80.5

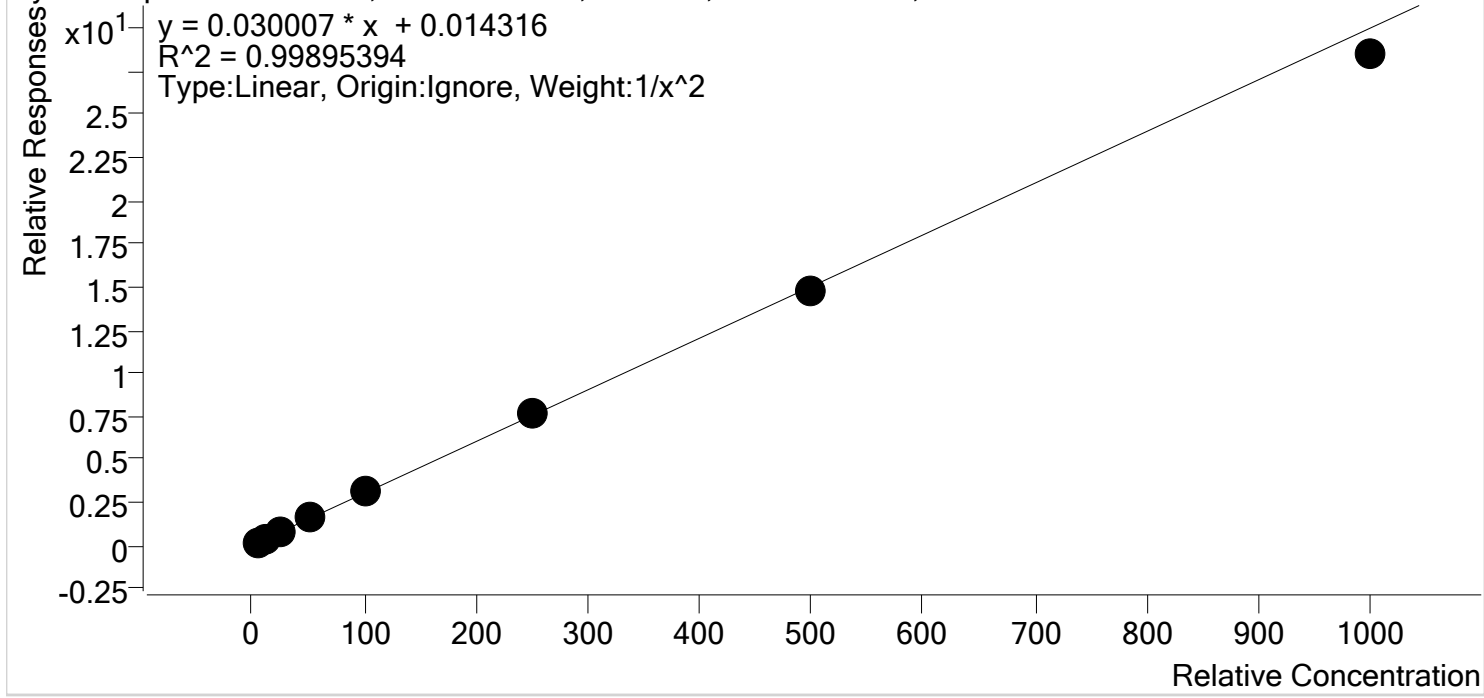
S



AM #28 Multi-Drug Quant. Calibration Curve Report

Batch results D:\MassHunter\Data\2020\AM 27-28\111920 AM 28 P2 TS SP SJ_AM 28 27 SP\QuantResults\AM 28 P1 SP.batch.bin
Last Cal. Update 11/23/2020 9:15 AM
Analyst Name ISP\datastor
Analyte Hydromorphone **Internal Standard** Hydromorphone-D6

Hydromorphone - 8 Levels, 8 Levels Used, 8 Points, 8 Points Used, 4 QCs



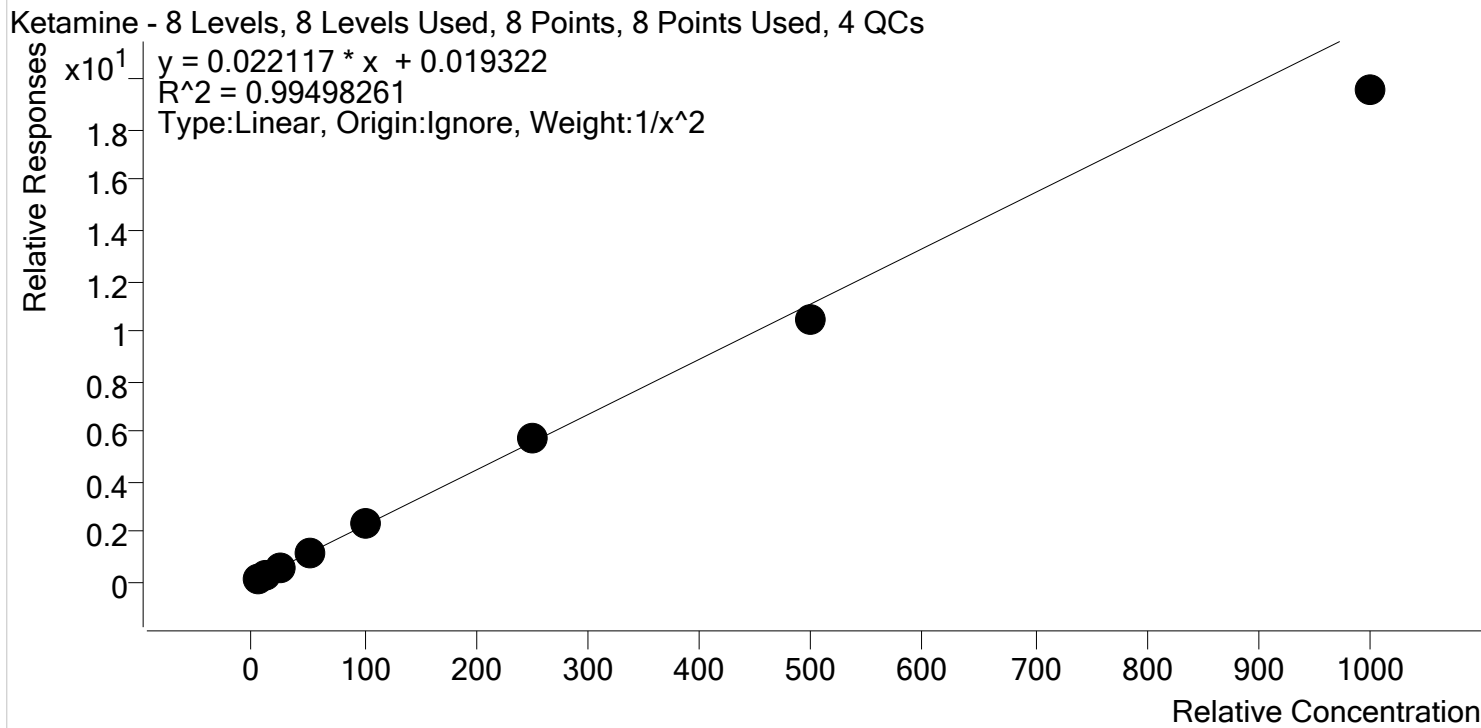
Sample	Level	Enabled	Expected Concentration	Final Concentration	Accuracy
p1 Cal 1-5ng	1	✓	5.0	5.0	99.4
p1 Cal 2- 10ng	2	✓	10.0	10.0	100.0
p1 Cal 3 -25ng	3	✓	25.0	25.1	100.5
p1 Cal 4-50ng	4	✓	50.0	52.0	103.9
p1 Cal 5-100ng	5	✓	100.0	102.8	102.8
p1 Cal 6-250ng	6	✓	250.0	251.6	100.6
p1 Cal 7-500ng	7	✓	500.0	488.6	97.7
p1 Cal 8-1000ng	8	✓	1000.0	949.5	94.9

S



AM #28 Multi-Drug Quant. Calibration Curve Report

Batch results D:\MassHunter\Data\2020\AM 27-28\111920 AM 28 P2 TS SP SJ_AM 28 27 SP\QuantResults\AM 28 P1 SP.batch.bin
Last Cal. Update 11/23/2020 9:15 AM
Analyst Name ISP\datastor
Analyte Ketamine **Internal Standard** Ketamine-D4



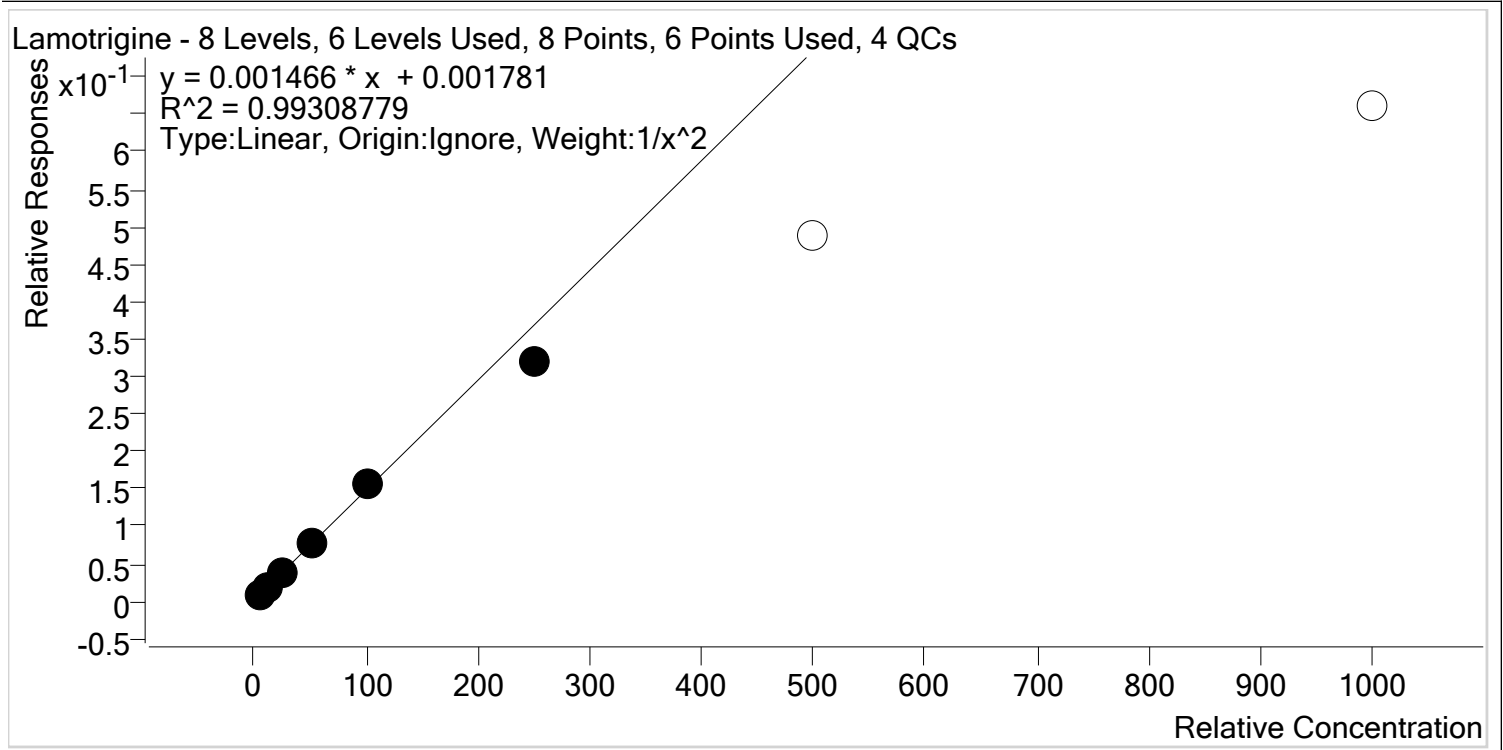
Sample	Level	Enabled	Expected Concentration	Final Concentration	Accuracy
p1 Cal 1-5ng	1	✓	5.0	4.9	98.1
p1 Cal 2- 10ng	2	✓	10.0	10.1	100.7
p1 Cal 3 -25ng	3	✓	25.0	25.8	103.2
p1 Cal 4-50ng	4	✓	50.0	53.7	107.5
p1 Cal 5-100ng	5	✓	100.0	105.0	105.0
p1 Cal 6-250ng	6	✓	250.0	256.6	102.6
p1 Cal 7-500ng	7	✓	500.0	472.1	94.4
p1 Cal 8-1000ng	8	✓	1000.0	884.9	88.5

S



AM #28 Multi-Drug Quant. Calibration Curve Report

Batch results D:\MassHunter\Data\2020\AM 27-28\111920 AM 28 P2 TS SP SJ_AM 28 27 SP\QuantResults\AM 28 P1 SP.batch.bin
Last Cal. Update 11/23/2020 9:15 AM
Analyst Name ISP\datastor
Analyte Lamotrigine **Internal Standard** Ketamine-D4



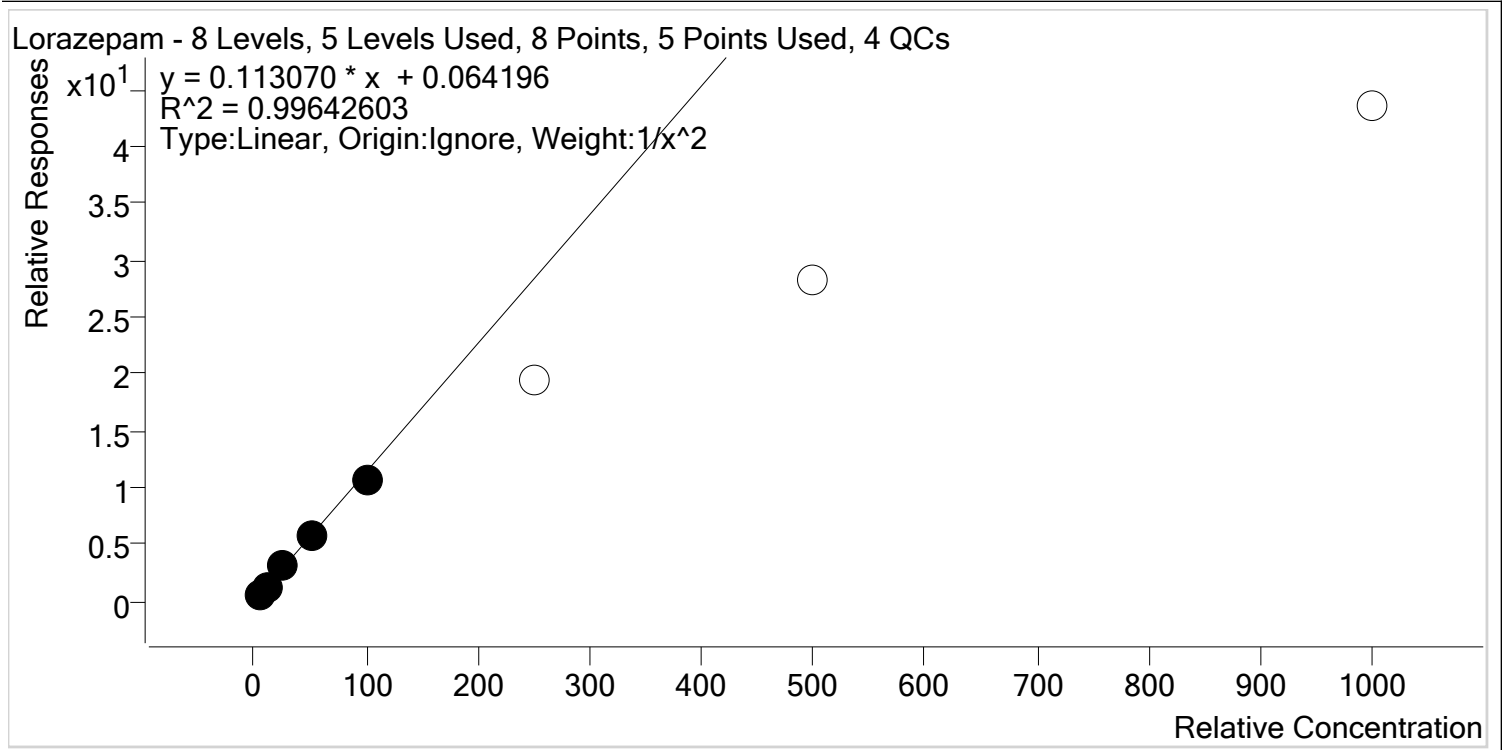
Sample	Level	Enabled	Expected Concentration	Final Concentration	Accuracy
p1 Cal 1-5ng	1	✓	5.0	4.9	98.6
p1 Cal 2- 10ng	2	✓	10.0	10.1	100.5
p1 Cal 3 -25ng	3	✓	25.0	25.7	102.9
p1 Cal 4-50ng	4	✓	50.0	52.9	105.7
p1 Cal 5-100ng	5	✓	100.0	105.0	105.0
p1 Cal 6-250ng	6	✓	250.0	218.1	87.3
p1 Cal 7-500ng	7	✗	500.0	331.5	66.3
p1 Cal 8-1000ng	8	✗	1000.0	449.5	44.9

S



AM #28 Multi-Drug Quant. Calibration Curve Report

Batch results D:\MassHunter\Data\2020\AM 27-28\111920 AM 28 P2 TS SP SJ_AM 28 27 SP\QuantResults\AM 28 P1 SP.batch.bin
Last Cal. Update 11/23/2020 9:15 AM
Analyst Name ISP\datastor
Analyte Lorazepam **Internal Standard** Clonazepam-D4



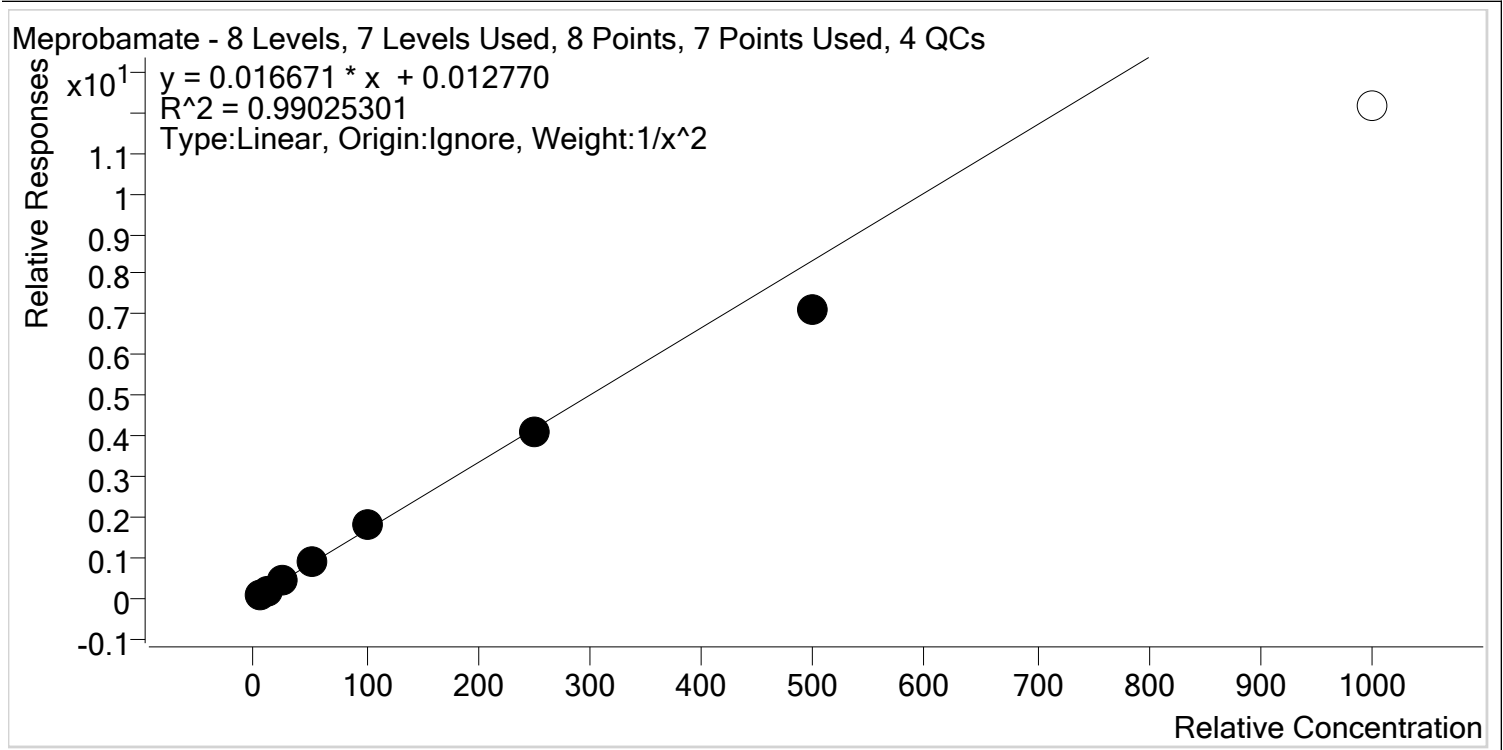
Sample	Level	Enabled	Expected Concentration	Final Concentration	Accuracy
p1 Cal 1-5ng	1	✓	5.0	4.9	98.6
p1 Cal 2- 10ng	2	✓	10.0	10.1	100.9
p1 Cal 3 -25ng	3	✓	25.0	26.4	105.7
p1 Cal 4-50ng	4	✓	50.0	50.9	101.7
p1 Cal 5-100ng	5	✓	100.0	93.1	93.1
p1 Cal 6-250ng	6	✗	250.0	172.4	69.0
p1 Cal 7-500ng	7	✗	500.0	248.6	49.7
p1 Cal 8-1000ng	8	✗	1000.0	384.2	38.4

S



AM #28 Multi-Drug Quant. Calibration Curve Report

Batch results D:\MassHunter\Data\2020\AM 27-28\111920 AM 28 P2 TS SP SJ_AM 28 27 SP\QuantResults\AM 28 P1 SP.batch.bin
Last Cal. Update 11/23/2020 9:15 AM
Analyst Name ISP\datastor
Analyte Meprobamate **Internal Standard** Meprobamate-D7



Sample	Level	Enabled	Expected Concentration	Final Concentration	Accuracy
p1 Cal 1-5ng	1	✓	5.0	5.0	100.1
p1 Cal 2- 10ng	2	✓	10.0	9.6	96.3
p1 Cal 3 -25ng	3	✓	25.0	25.7	102.9
p1 Cal 4-50ng	4	✓	50.0	55.3	110.6
p1 Cal 5-100ng	5	✓	100.0	107.4	107.4
p1 Cal 6-250ng	6	✓	250.0	245.0	98.0
p1 Cal 7-500ng	7	✓	500.0	424.2	84.8
p1 Cal 8-1000ng	8	x	1000.0	727.9	72.8

S



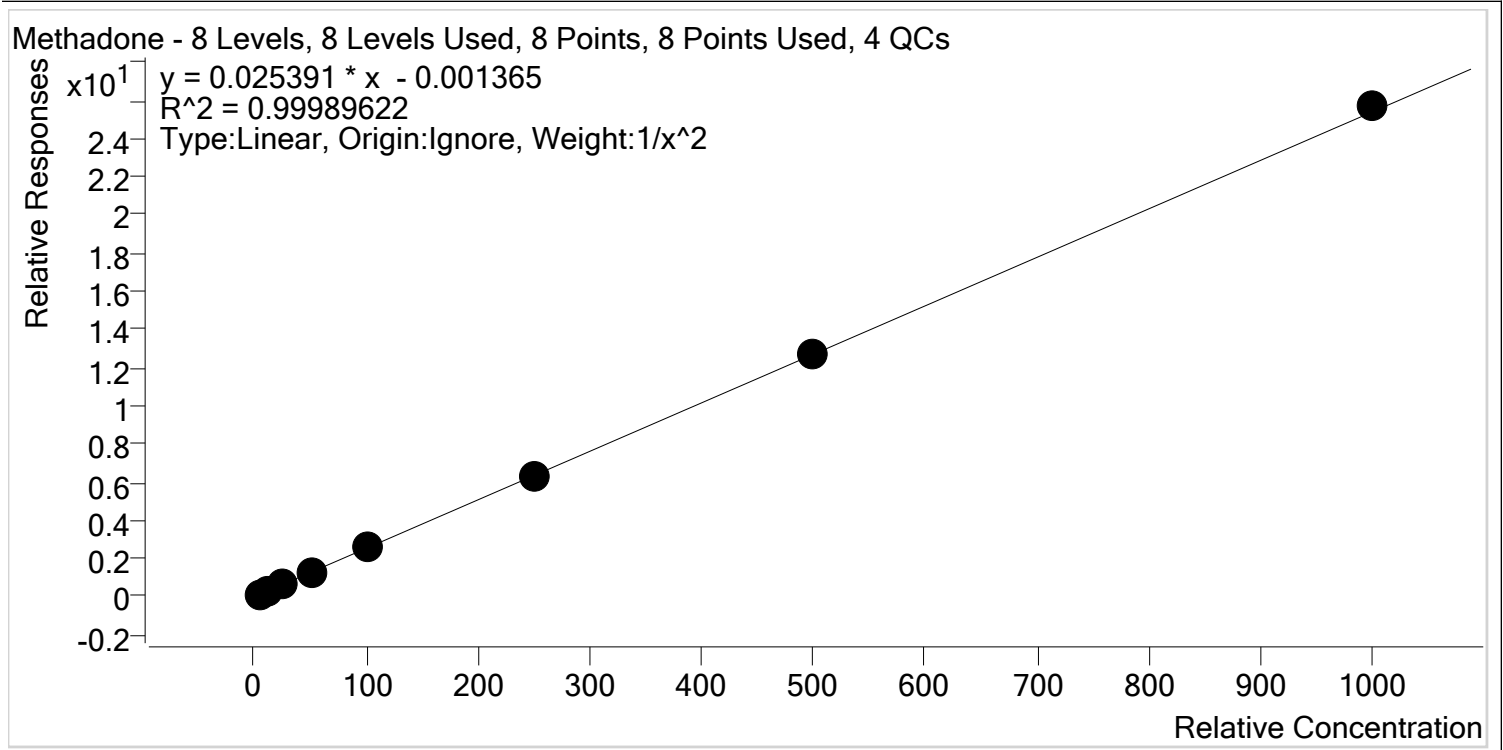
AM #28 Multi-Drug Quant. Calibration Curve Report

Batch results D:\MassHunter\Data\2020\AM 27-28\111920 AM 28 P2 TS SP SJ_AM 28 27 SP\QuantResults\AM 28 P1 SP.batch.bin

Last Cal. Update 11/23/2020 9:15 AM

Analyst Name ISP\datastor

Analyte Methadone **Internal Standard** Methadone-D9



Sample	Level	Enabled	Expected Concentration	Final Concentration	Accuracy
p1 Cal 1-5ng	1	✓	5.0	5.0	100.3
p1 Cal 2- 10ng	2	✓	10.0	10.0	99.7
p1 Cal 3 -25ng	3	✓	25.0	24.7	98.7
p1 Cal 4-50ng	4	✓	50.0	50.4	100.8
p1 Cal 5-100ng	5	✓	100.0	99.8	99.8
p1 Cal 6-250ng	6	✓	250.0	247.1	98.9
p1 Cal 7-500ng	7	✓	500.0	502.7	100.5
p1 Cal 8-1000ng	8	✓	1000.0	1011.7	101.2

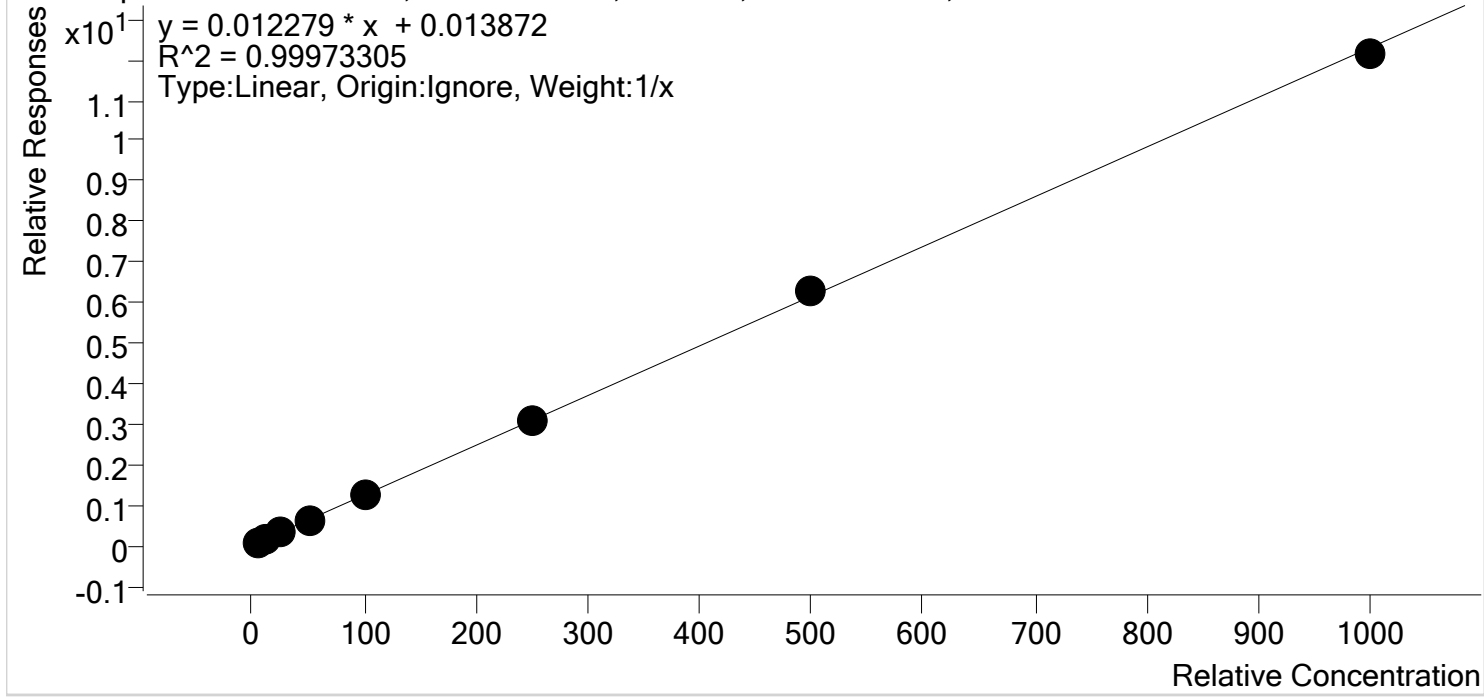
S



AM #28 Multi-Drug Quant. Calibration Curve Report

Batch results D:\MassHunter\Data\2020\AM 27-28\111920 AM 28 P2 TS SP SJ_AM 28 27 SP\QuantResults\AM 28 P1 SP.batch.bin
Last Cal. Update 11/23/2020 9:15 AM
Analyst Name ISP\datastor
Analyte Methamphetamine **Internal Standard** Methamphetamine-D11

Methamphetamine - 8 Levels, 8 Levels Used, 8 Points, 8 Points Used, 4 QCs



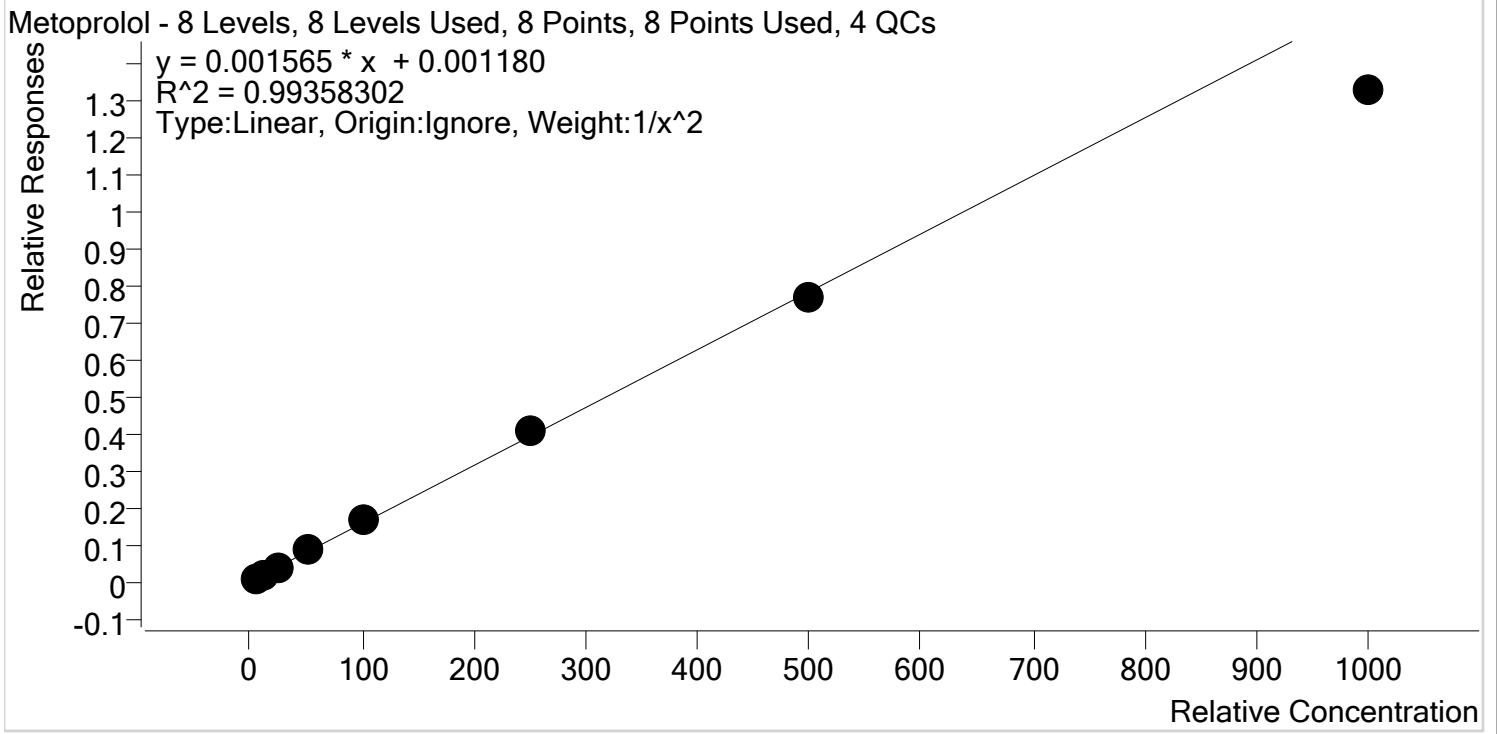
Sample	Level	Enabled	Expected Concentration	Final Concentration	Accuracy
p1 Cal 1-5ng	1	✓	5.0	4.8	95.2
p1 Cal 2- 10ng	2	✓	10.0	9.9	99.2
p1 Cal 3 -25ng	3	✓	25.0	25.2	100.7
p1 Cal 4-50ng	4	✓	50.0	51.0	101.9
p1 Cal 5-100ng	5	✓	100.0	102.4	102.4
p1 Cal 6-250ng	6	✓	250.0	249.9	99.9
p1 Cal 7-500ng	7	✓	500.0	510.2	102.0
p1 Cal 8-1000ng	8	✓	1000.0	986.7	98.7



S

AM #28 Multi-Drug Quant. Calibration Curve Report

Batch results D:\MassHunter\Data\2020\AM 27-28\111920 AM 28 P2 TS SP SJ_AM 28 27 SP\QuantResults\AM 28 P1 SP.batch.bin
Last Cal. Update 11/23/2020 9:15 AM
Analyst Name ISP\datastor
Analyte Metoprolol **Internal Standard** Tramadol-13C-D3



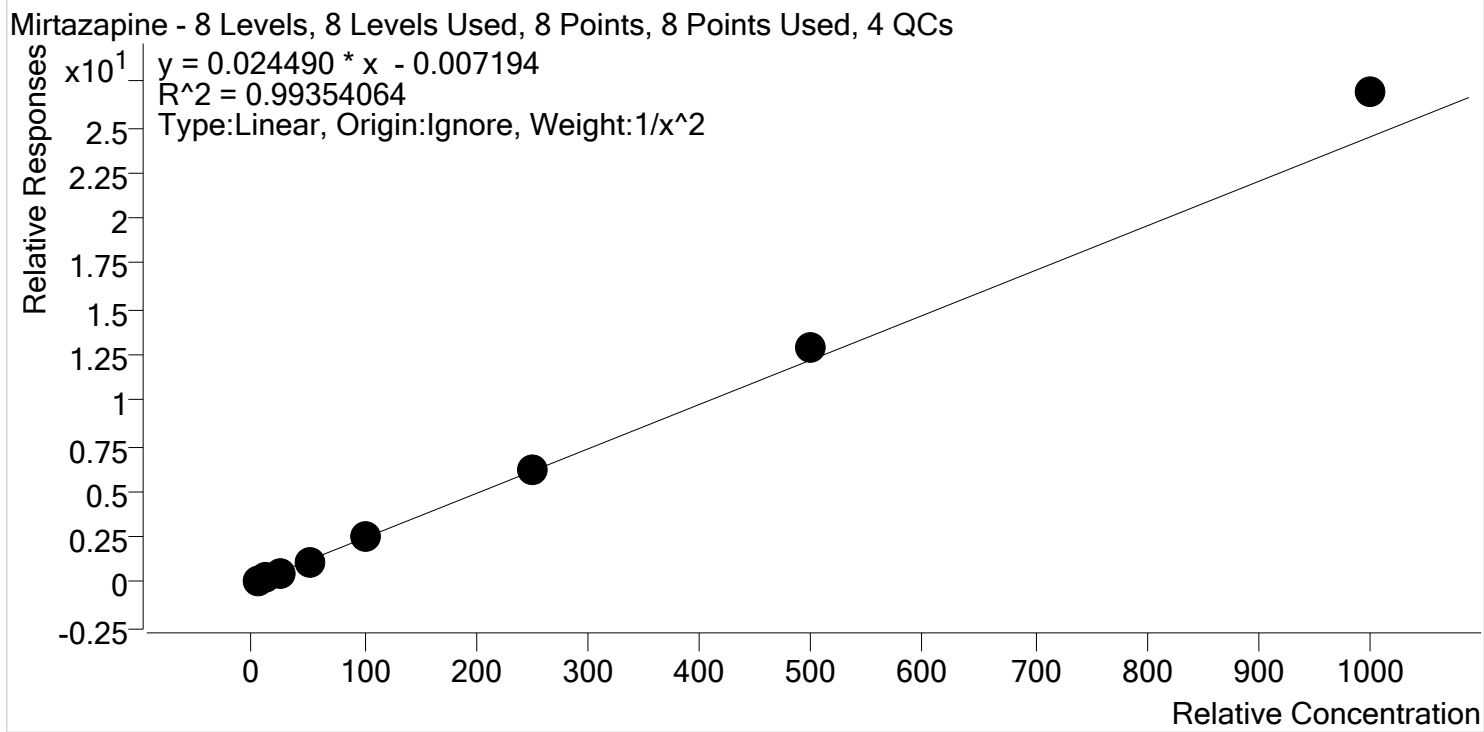
Sample	Level	Enabled	Expected Concentration	Final Concentration	Accuracy
p1 Cal 1-5ng	1	✓	5.0	5.0	99.7
p1 Cal 2- 10ng	2	✓	10.0	9.8	97.6
p1 Cal 3 -25ng	3	✓	25.0	25.8	103.1
p1 Cal 4-50ng	4	✓	50.0	52.8	105.6
p1 Cal 5-100ng	5	✓	100.0	106.0	106.0
p1 Cal 6-250ng	6	✓	250.0	262.3	104.9
p1 Cal 7-500ng	7	✓	500.0	491.5	98.3
p1 Cal 8-1000ng	8	✓	1000.0	847.9	84.8

S



AM #28 Multi-Drug Quant. Calibration Curve Report

Batch results D:\MassHunter\Data\2020\AM 27-28\111920 AM 28 P2 TS SP SJ_AM 28 27 SP\QuantResults\AM 28 P1 SP.batch.bin
Last Cal. Update 11/23/2020 9:15 AM
Analyst Name ISP\datastor
Analyte Mirtazapine **Internal Standard** alpha-PVP-d8



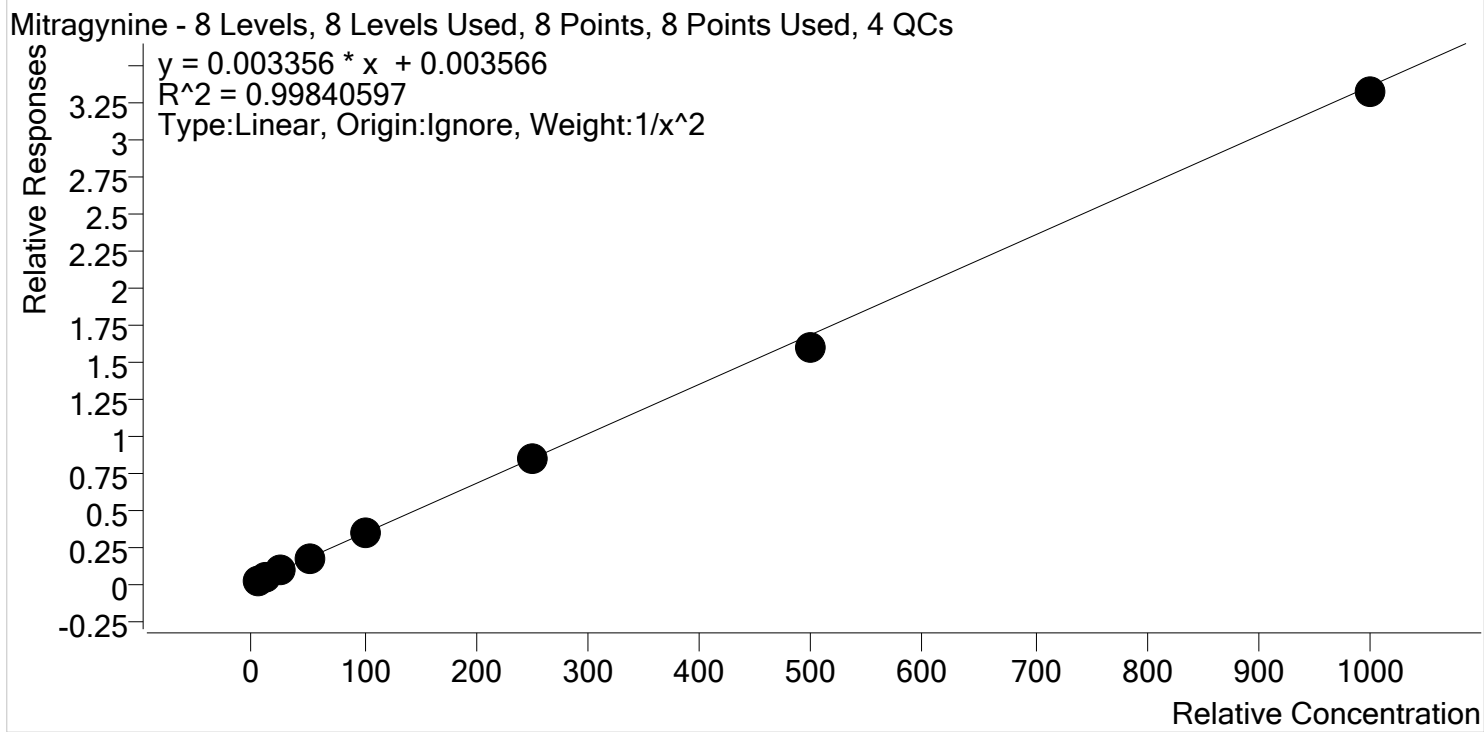
Sample	Level	Enabled	Expected Concentration	Final Concentration	Accuracy
p1 Cal 1-5ng	1	✓	5.0	5.3	106.1
p1 Cal 2- 10ng	2	✓	10.0	9.2	92.2
p1 Cal 3 -25ng	3	✓	25.0	23.0	92.0
p1 Cal 4-50ng	4	✓	50.0	46.3	92.7
p1 Cal 5-100ng	5	✓	100.0	100.5	100.5
p1 Cal 6-250ng	6	✓	250.0	253.8	101.5
p1 Cal 7-500ng	7	✓	500.0	525.2	105.0
p1 Cal 8-1000ng	8	✓	1000.0	1100.1	110.0

S



AM #28 Multi-Drug Quant. Calibration Curve Report

Batch results D:\MassHunter\Data\2020\AM 27-28\111920 AM 28 P2 TS SP SJ_AM 28 27 SP\QuantResults\AM 28 P1 SP.batch.bin
Last Cal. Update 11/23/2020 9:15 AM
Analyst Name ISP\datastor
Analyte Mitragynine **Internal Standard** Methadone-D9



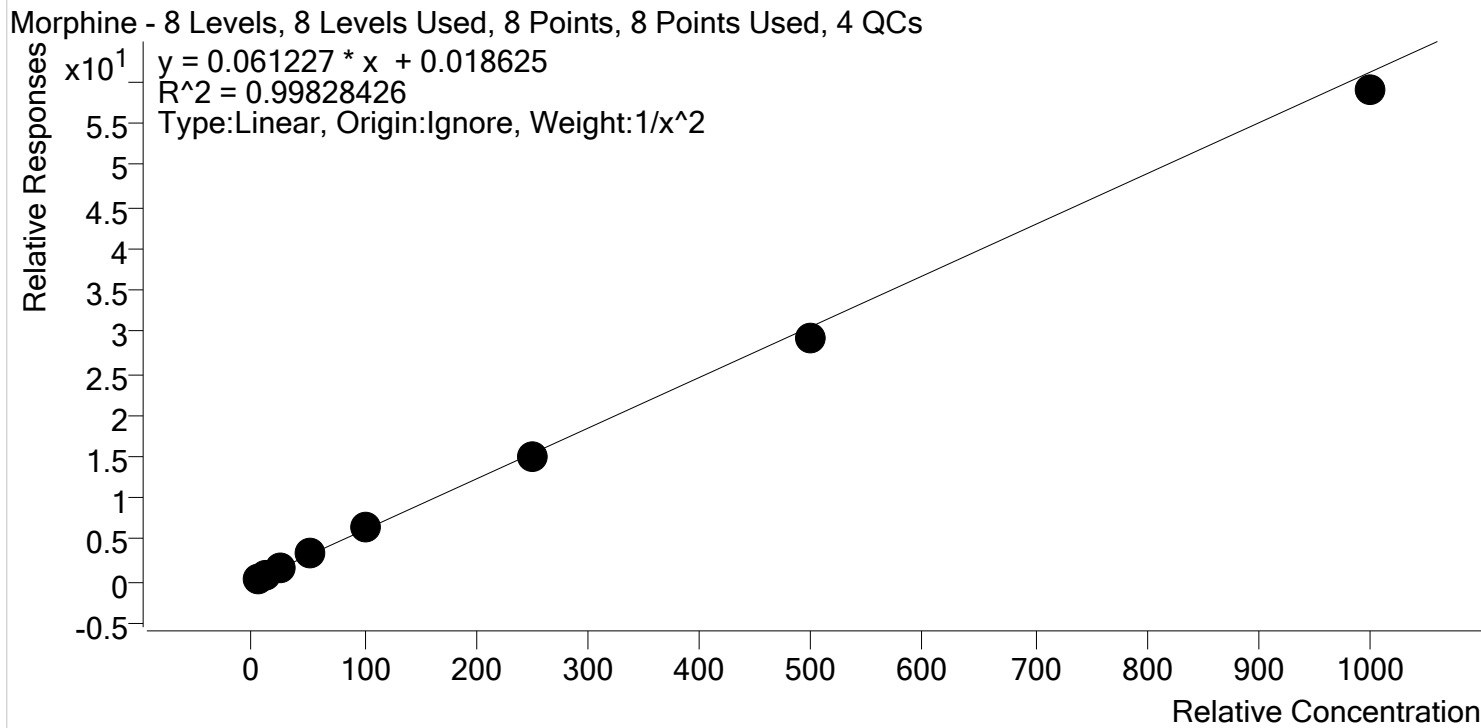
Sample	Level	Enabled	Expected Concentration	Final Concentration	Accuracy
p1 Cal 1-5ng	1	✓	5.0	5.1	101.1
p1 Cal 2- 10ng	2	✓	10.0	9.5	95.2
p1 Cal 3 -25ng	3	✓	25.0	26.1	104.5
p1 Cal 4-50ng	4	✓	50.0	51.3	102.6
p1 Cal 5-100ng	5	✓	100.0	103.1	103.1
p1 Cal 6-250ng	6	✓	250.0	247.8	99.1
p1 Cal 7-500ng	7	✓	500.0	477.4	95.5
p1 Cal 8-1000ng	8	✓	1000.0	987.6	98.8

S



AM #28 Multi-Drug Quant. Calibration Curve Report

Batch results D:\MassHunter\Data\2020\AM 27-28\111920 AM 28 P2 TS SP SJ_AM 28 27 SP\QuantResults\AM 28 P1 SP.batch.bin
Last Cal. Update 11/23/2020 9:15 AM
Analyst Name ISP\datastor
Analyte Morphine **Internal Standard** Morphine-D6



Sample	Level	Enabled	Expected Concentration	Final Concentration	Accuracy
p1 Cal 1-5ng	1	✓	5.0	4.9	98.3
p1 Cal 2- 10ng	2	✓	10.0	10.1	100.7
p1 Cal 3 -25ng	3	✓	25.0	26.1	104.4
p1 Cal 4-50ng	4	✓	50.0	52.3	104.7
p1 Cal 5-100ng	5	✓	100.0	102.2	102.2
p1 Cal 6-250ng	6	✓	250.0	246.3	98.5
p1 Cal 7-500ng	7	✓	500.0	474.2	94.8
p1 Cal 8-1000ng	8	✓	1000.0	964.3	96.4

S



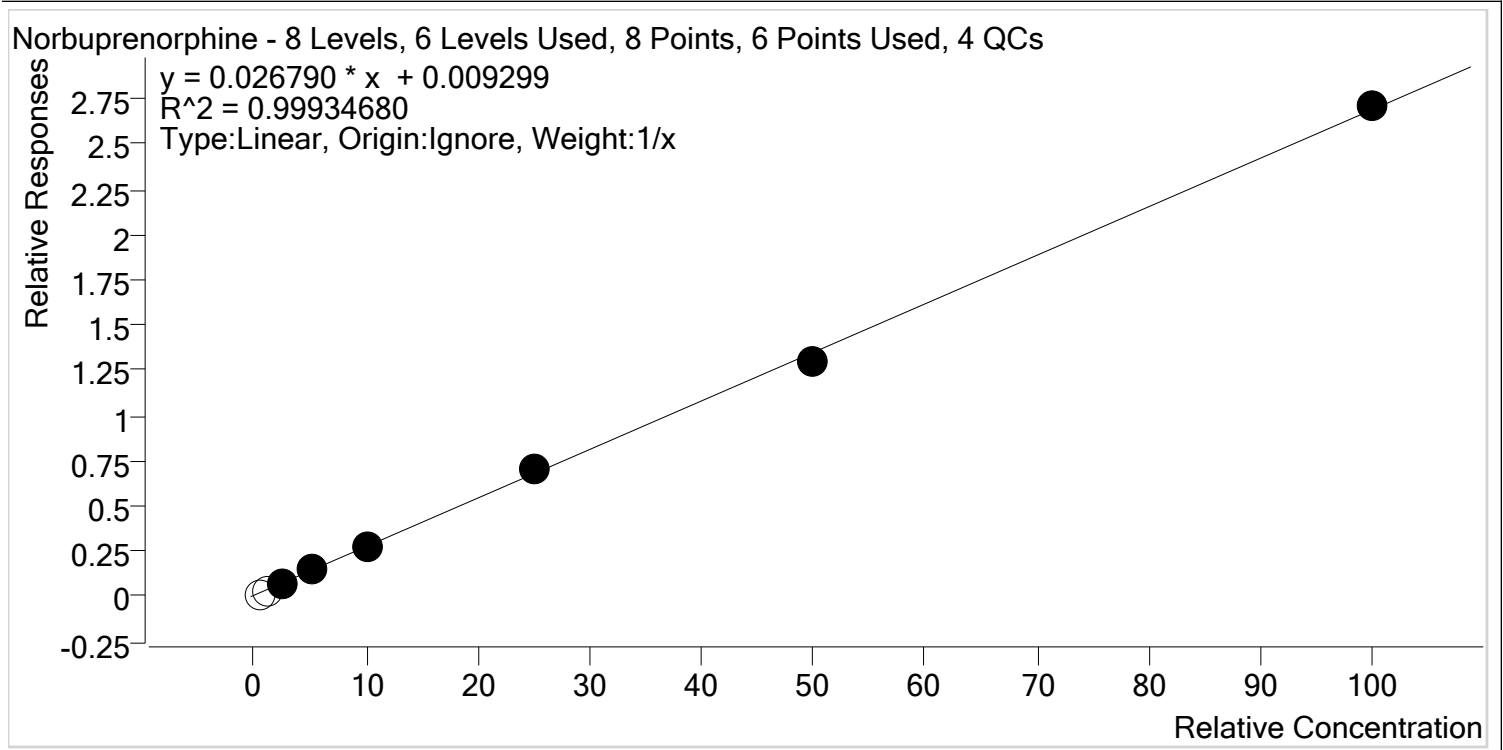
AM #28 Multi-Drug Quant. Calibration Curve Report

Batch results D:\MassHunter\Data\2020\AM 27-28\111920 AM 28 P2 TS SP SJ_AM 28 27 SP\QuantResults\AM 28 P1 SP.batch.bin

Last Cal. Update 11/23/2020 9:15 AM

Analyst Name ISP\datastor

Analyte Norbuprenorphine **Internal Standard** Norbuprenorphine-D3



Sample	Level	Enabled	Expected Concentration	Final Concentration	Accuracy
p1 Cal 1-5ng	1	x	0.5	0.1	28.2
p1 Cal 2- 10ng	2	x	1.0	0.5	51.7
p1 Cal 3 -25ng	3	✓	2.5	2.5	99.5
p1 Cal 4-50ng	4	✓	5.0	5.0	100.0
p1 Cal 5-100ng	5	✓	10.0	9.9	98.9
p1 Cal 6-250ng	6	✓	25.0	26.0	104.0
p1 Cal 7-500ng	7	✓	50.0	48.4	96.8
p1 Cal 8-1000ng	8	✓	100.0	100.7	100.7

S



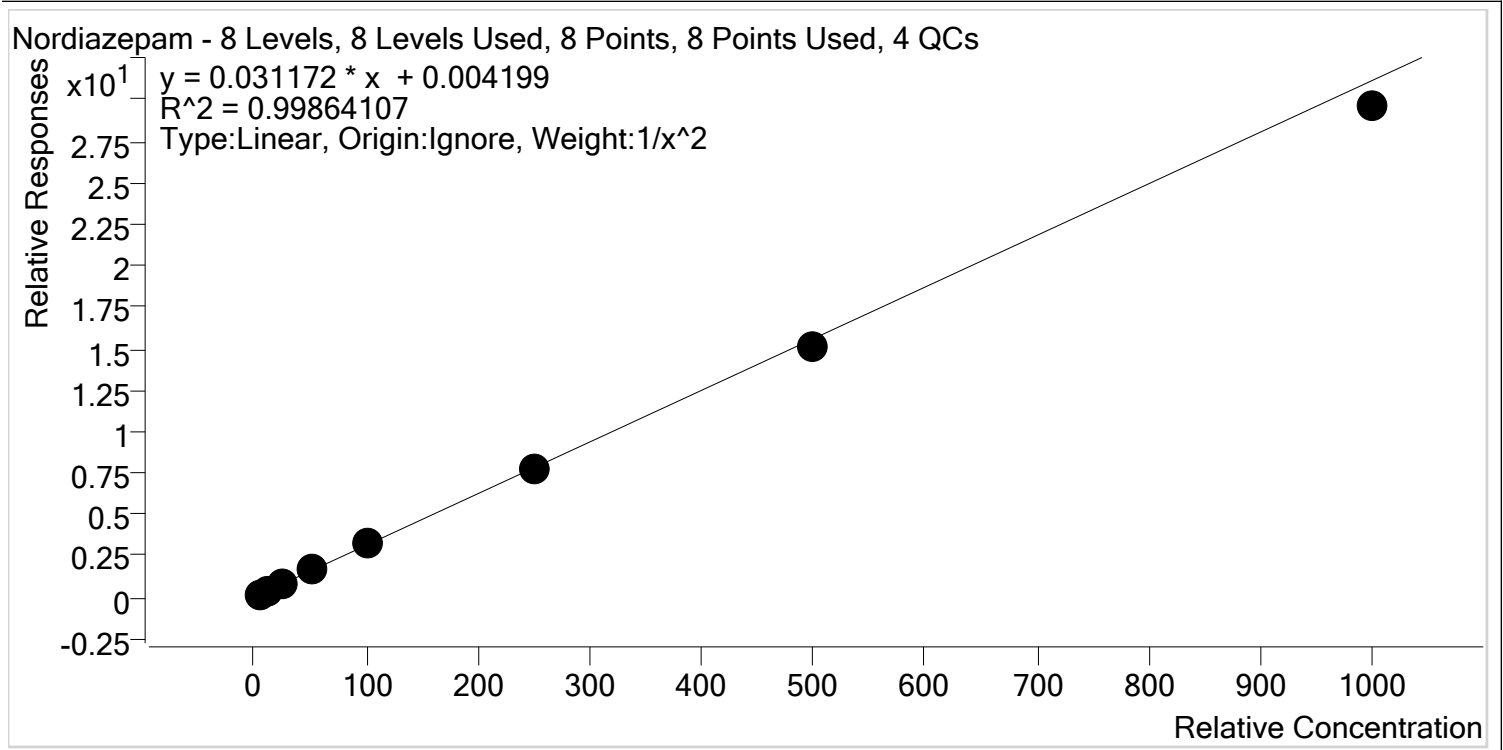
AM #28 Multi-Drug Quant. Calibration Curve Report

Batch results D:\MassHunter\Data\2020\AM 27-28\111920 AM 28 P2 TS SP SJ_AM 28 27 SP\QuantResults\AM 28 P1 SP.batch.bin

Last Cal. Update 11/23/2020 9:15 AM

Analyst Name ISP\datastor

Analyte Nordiazepam **Internal Standard** Nordiazepam-D5



Sample	Level	Enabled	Expected Concentration	Final Concentration	Accuracy
p1 Cal 1-5ng	1	✓	5.0	4.9	98.8
p1 Cal 2- 10ng	2	✓	10.0	10.0	100.3
p1 Cal 3 -25ng	3	✓	25.0	25.8	103.0
p1 Cal 4-50ng	4	✓	50.0	52.1	104.3
p1 Cal 5-100ng	5	✓	100.0	101.9	101.9
p1 Cal 6-250ng	6	✓	250.0	251.1	100.4
p1 Cal 7-500ng	7	✓	500.0	481.3	96.3
p1 Cal 8-1000ng	8	✓	1000.0	950.1	95.0

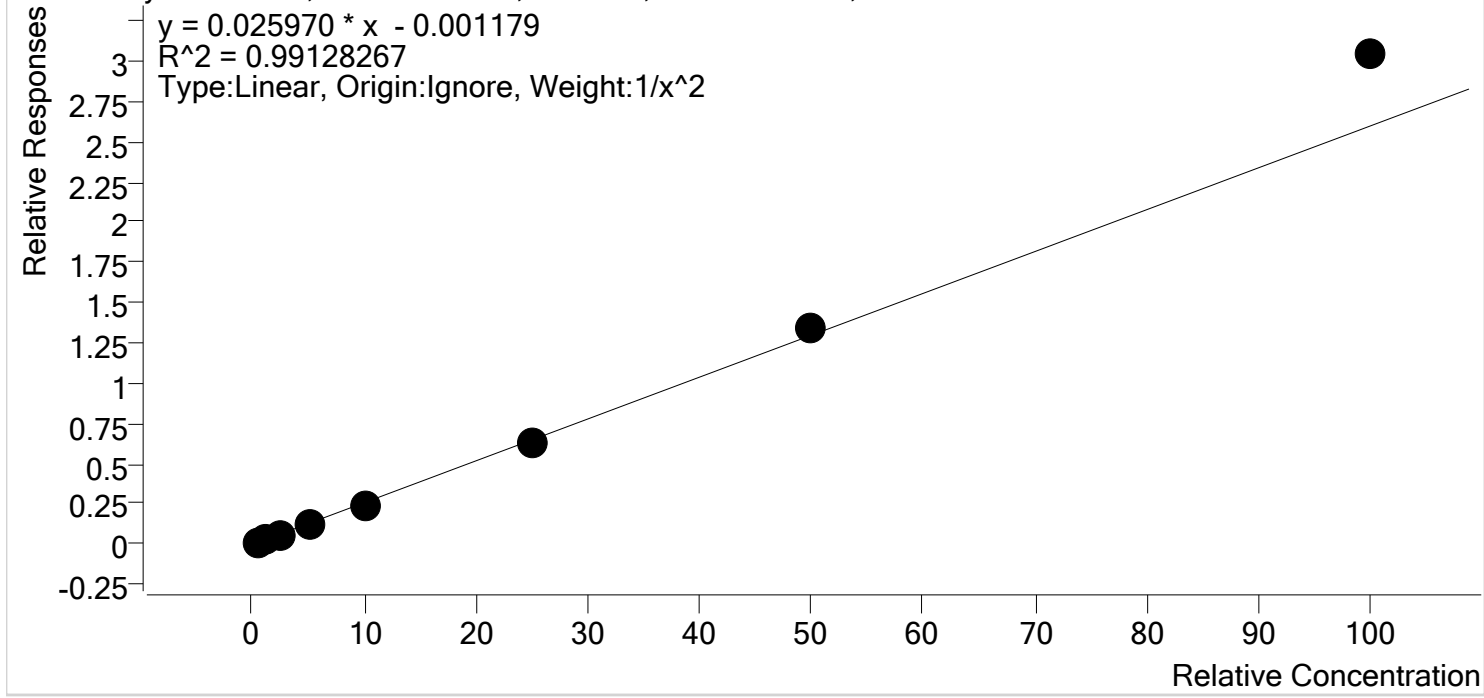
S



AM #28 Multi-Drug Quant. Calibration Curve Report

Batch results D:\MassHunter\Data\2020\AM 27-28\111920 AM 28 P2 TS SP SJ_AM 28 27 SP\QuantResults\AM 28 P1 SP.batch.bin
Last Cal. Update 11/23/2020 9:15 AM
Analyst Name ISP\datastor
Analyte Norfentanyl Internal Standard Norfentanyl-D5

Norfentanyl - 8 Levels, 8 Levels Used, 8 Points, 8 Points Used, 4 QCs



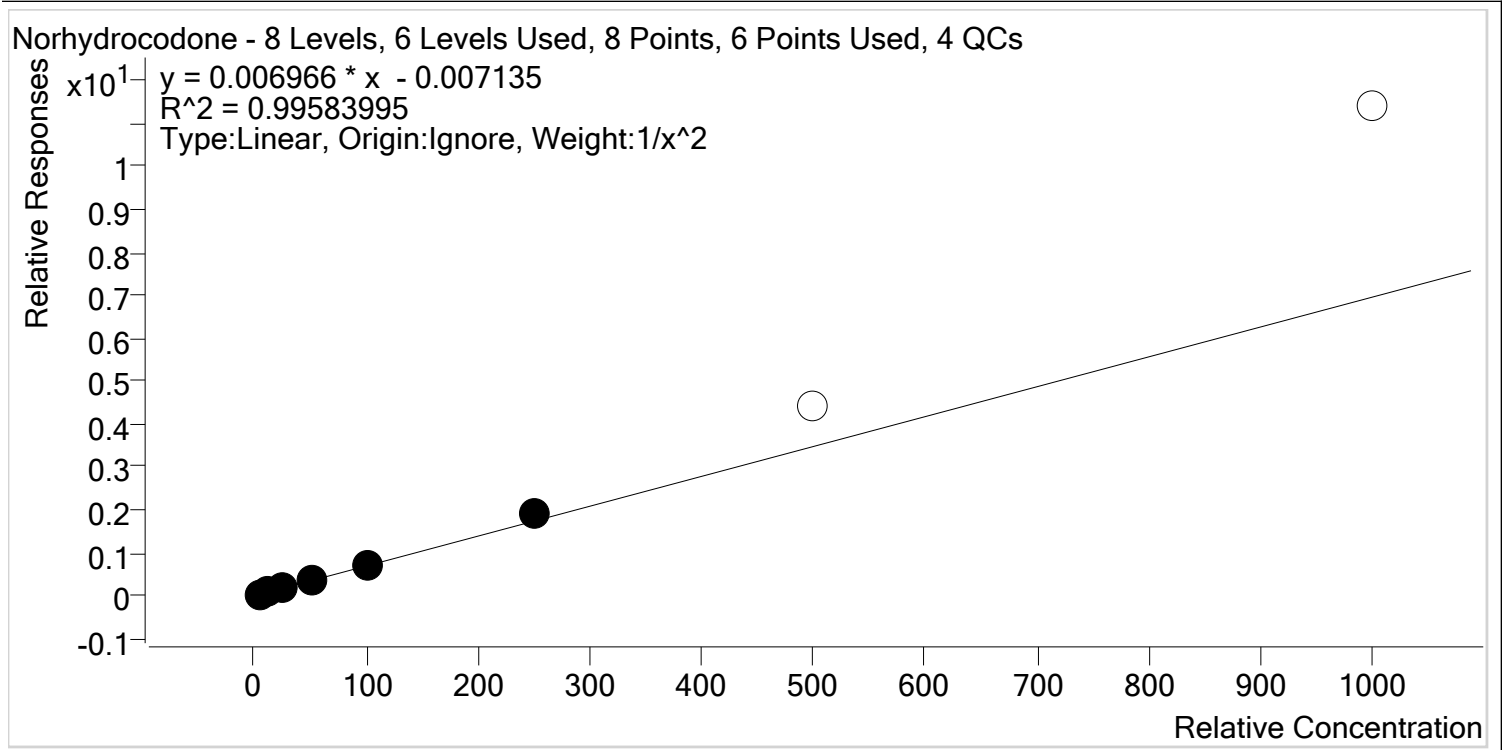
Sample	Level	Enabled	Expected Concentration	Final Concentration	Accuracy
p1 Cal 1-5ng	1	✓	0.5	0.5	103.7
p1 Cal 2- 10ng	2	✓	1.0	1.0	97.0
p1 Cal 3 -25ng	3	✓	2.5	2.3	92.5
p1 Cal 4-50ng	4	✓	5.0	4.8	95.2
p1 Cal 5-100ng	5	✓	10.0	9.3	92.9
p1 Cal 6-250ng	6	✓	25.0	24.5	97.9
p1 Cal 7-500ng	7	✓	50.0	51.8	103.6
p1 Cal 8-1000ng	8	✓	100.0	117.1	117.1

S



AM #28 Multi-Drug Quant. Calibration Curve Report

Batch results D:\MassHunter\Data\2020\AM 27-28\111920 AM 28 P2 TS SP SJ_AM 28 27 SP\QuantResults\AM 28 P1 SP.batch.bin
Last Cal. Update 11/23/2020 9:15 AM
Analyst Name ISP\datastor
Analyte Norhydrocodone **Internal Standard** Norhydrocodone-D3



Sample	Level	Enabled	Expected Concentration	Final Concentration	Accuracy
p1 Cal 1-5ng	1	✓	5.0	5.0	100.4
p1 Cal 2- 10ng	2	✓	10.0	10.2	102.2
p1 Cal 3 -25ng	3	✓	25.0	23.5	93.8
p1 Cal 4-50ng	4	✓	50.0	48.4	96.7
p1 Cal 5-100ng	5	✓	100.0	97.9	97.9
p1 Cal 6-250ng	6	✓	250.0	272.4	109.0
p1 Cal 7-500ng	7	x	500.0	640.6	128.1
p1 Cal 8-1000ng	8	x	1000.0	1639.1	163.9

S



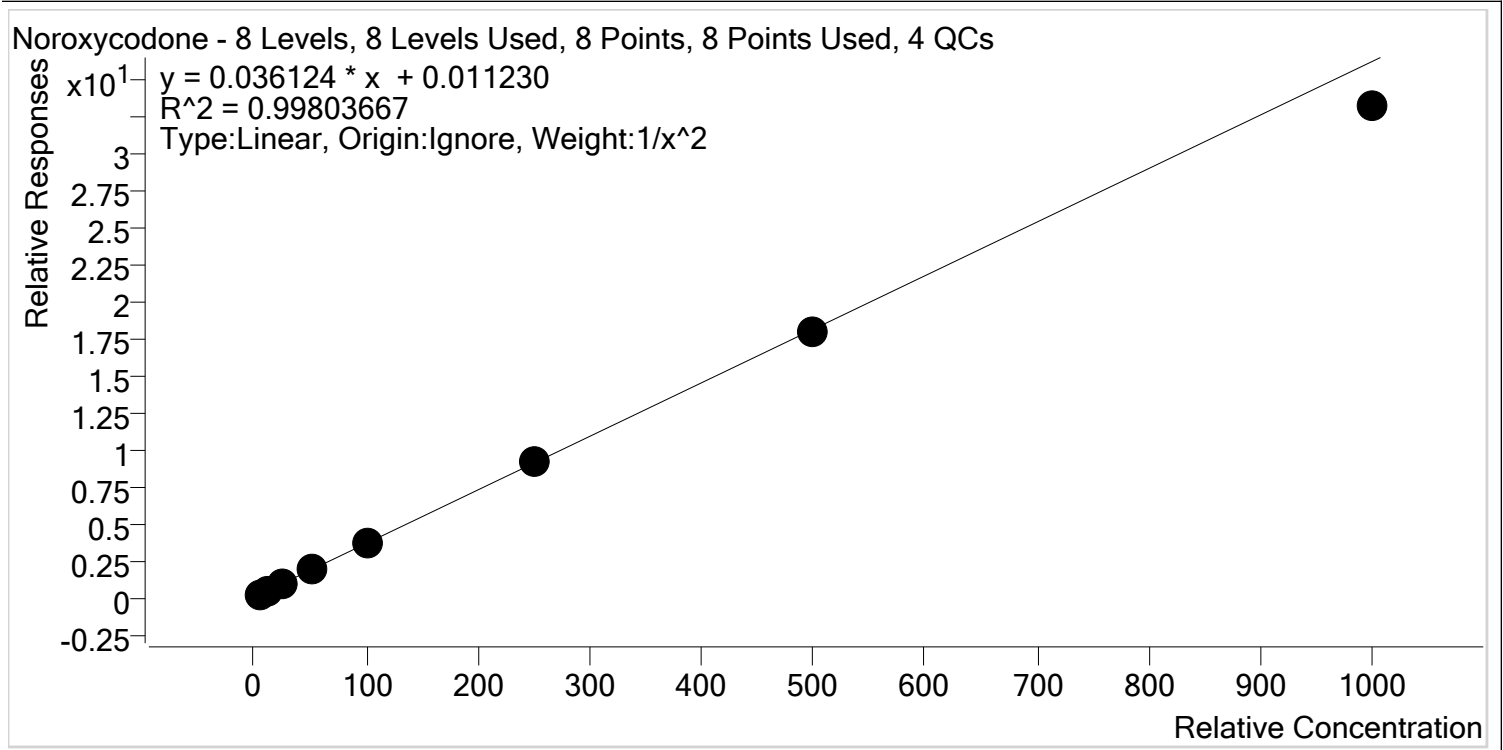
AM #28 Multi-Drug Quant. Calibration Curve Report

Batch results D:\MassHunter\Data\2020\AM 27-28\111920 AM 28 P2 TS SP SJ_AM 28 27 SP\QuantResults\AM 28 P1 SP.batch.bin

Last Cal. Update 11/23/2020 9:15 AM

Analyst Name ISP\datastor

Analyte Noroxycodone **Internal Standard** Noroxycodone-D3



Sample	Level	Enabled	Expected Concentration	Final Concentration	Accuracy
p1 Cal 1-5ng	1	✓	5.0	4.9	98.6
p1 Cal 2- 10ng	2	✓	10.0	10.2	101.7
p1 Cal 3 -25ng	3	✓	25.0	25.1	100.2
p1 Cal 4-50ng	4	✓	50.0	52.1	104.2
p1 Cal 5-100ng	5	✓	100.0	102.8	102.8
p1 Cal 6-250ng	6	✓	250.0	254.0	101.6
p1 Cal 7-500ng	7	✓	500.0	496.3	99.3
p1 Cal 8-1000ng	8	✓	1000.0	916.4	91.6



S

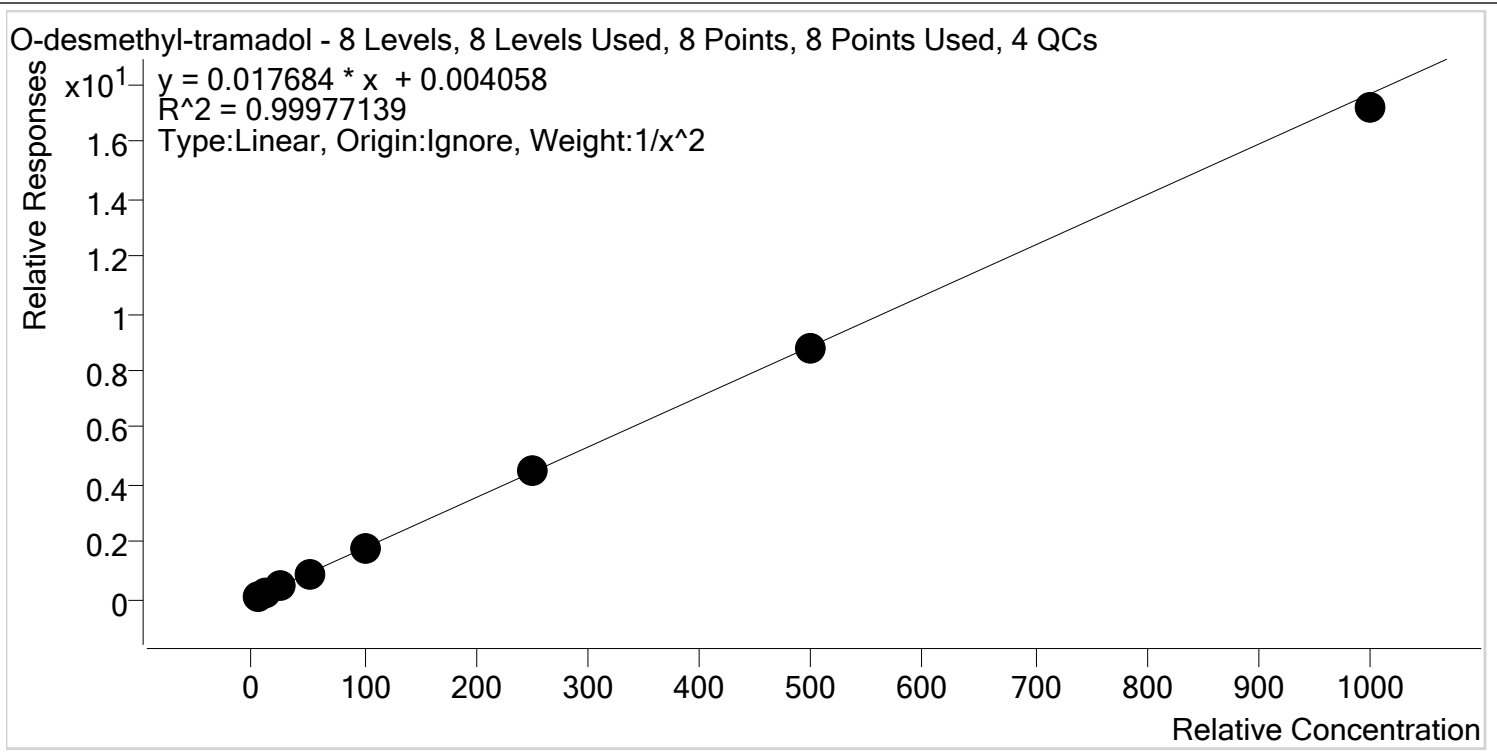
AM #28 Multi-Drug Quant. Calibration Curve Report

Batch results D:\MassHunter\Data\2020\AM 27-28\111920 AM 28 P2 TS SP SJ_AM 28 27 SP\QuantResults\AM 28 P1 SP.batch.bin

Last Cal. Update 11/23/2020 9:15 AM

Analyst Name ISP\datastor

Analyte O-desmethyl-tramadol **Internal Standard** O-desmethyl-tramadol-D6



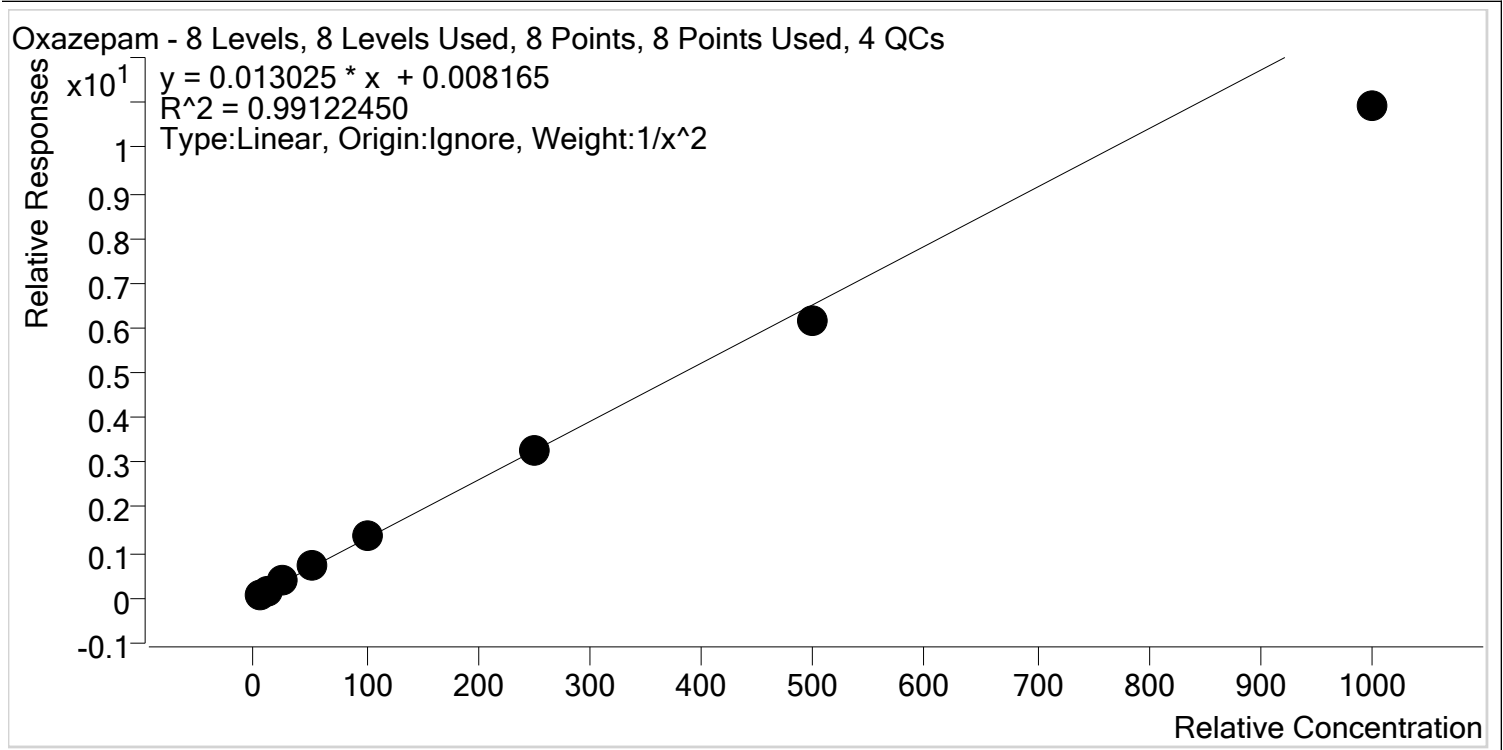
Sample	Level	Enabled	Expected Concentration	Final Concentration	Accuracy
p1 Cal 1-5ng	1	✓	5.0	5.0	99.8
p1 Cal 2- 10ng	2	✓	10.0	10.0	99.8
p1 Cal 3 -25ng	3	✓	25.0	25.1	100.2
p1 Cal 4-50ng	4	✓	50.0	50.8	101.7
p1 Cal 5-100ng	5	✓	100.0	100.9	100.9
p1 Cal 6-250ng	6	✓	250.0	251.6	100.6
p1 Cal 7-500ng	7	✓	500.0	498.5	99.7
p1 Cal 8-1000ng	8	✓	1000.0	972.0	97.2

S



AM #28 Multi-Drug Quant. Calibration Curve Report

Batch results D:\MassHunter\Data\2020\AM 27-28\111920 AM 28 P2 TS SP SJ_AM 28 27 SP\QuantResults\AM 28 P1 SP.batch.bin
Last Cal. Update 11/23/2020 9:15 AM
Analyst Name ISP\datastor
Analyte Oxazepam **Internal Standard** Oxazepam-D5



Sample	Level	Enabled	Expected Concentration	Final Concentration	Accuracy
p1 Cal 1-5ng	1	✓	5.0	4.9	97.3
p1 Cal 2- 10ng	2	✓	10.0	10.0	100.1
p1 Cal 3 -25ng	3	✓	25.0	26.9	107.5
p1 Cal 4-50ng	4	✓	50.0	54.6	109.1
p1 Cal 5-100ng	5	✓	100.0	105.7	105.7
p1 Cal 6-250ng	6	✓	250.0	253.6	101.4
p1 Cal 7-500ng	7	✓	500.0	474.6	94.9
p1 Cal 8-1000ng	8	✓	1000.0	838.6	83.9

S



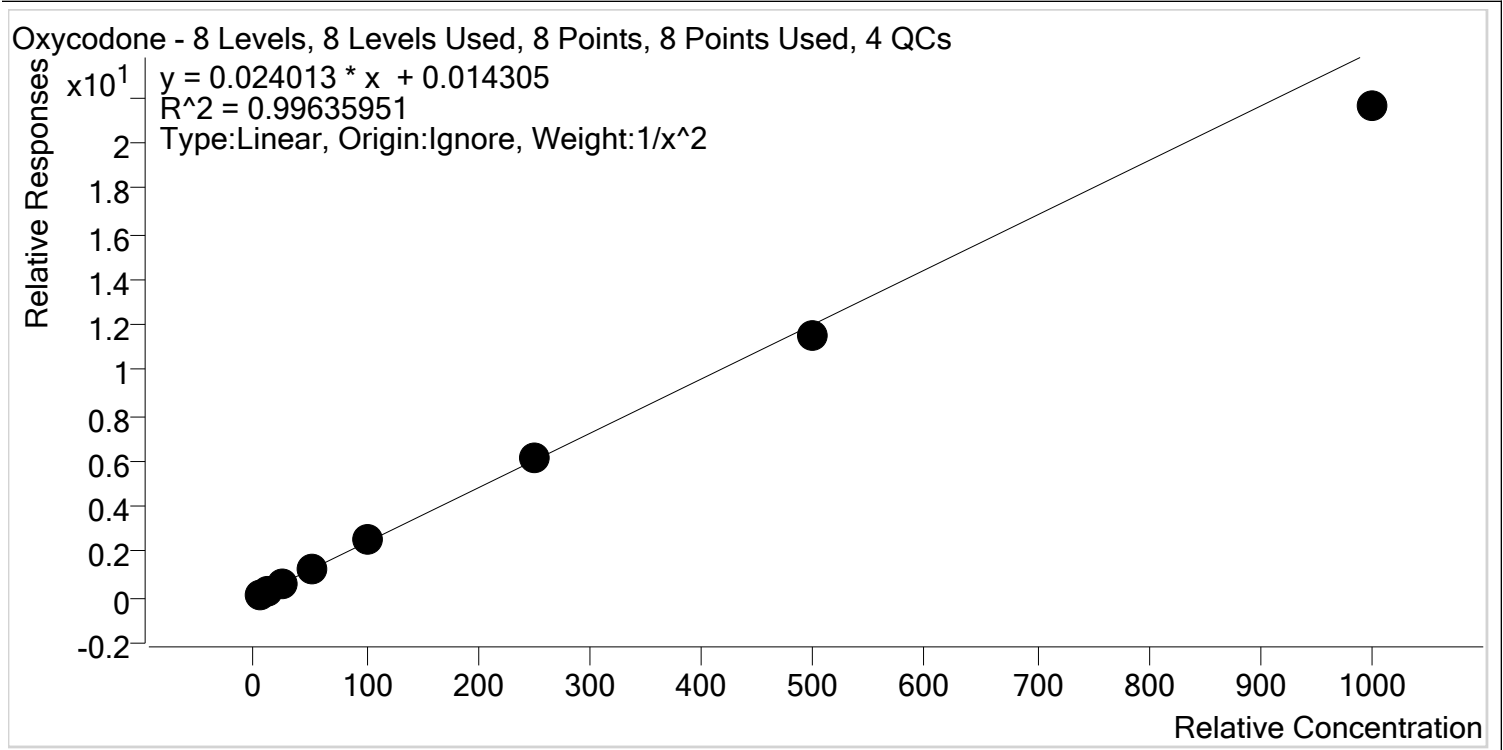
AM #28 Multi-Drug Quant. Calibration Curve Report

Batch results D:\MassHunter\Data\2020\AM 27-28\111920 AM 28 P2 TS SP SJ_AM 28 27 SP\QuantResults\AM 28 P1 SP.batch.bin

Last Cal. Update 11/23/2020 9:15 AM

Analyst Name ISP\datastor

Analyte Oxycodone **Internal Standard** Oxycodone-D6



Sample	Level	Enabled	Expected Concentration	Final Concentration	Accuracy
p1 Cal 1-5ng	1	✓	5.0	4.9	98.2
p1 Cal 2- 10ng	2	✓	10.0	10.1	100.8
p1 Cal 3 -25ng	3	✓	25.0	25.9	103.6
p1 Cal 4-50ng	4	✓	50.0	52.8	105.6
p1 Cal 5-100ng	5	✓	100.0	104.8	104.8
p1 Cal 6-250ng	6	✓	250.0	253.7	101.5
p1 Cal 7-500ng	7	✓	500.0	478.2	95.6
p1 Cal 8-1000ng	8	✓	1000.0	899.8	90.0

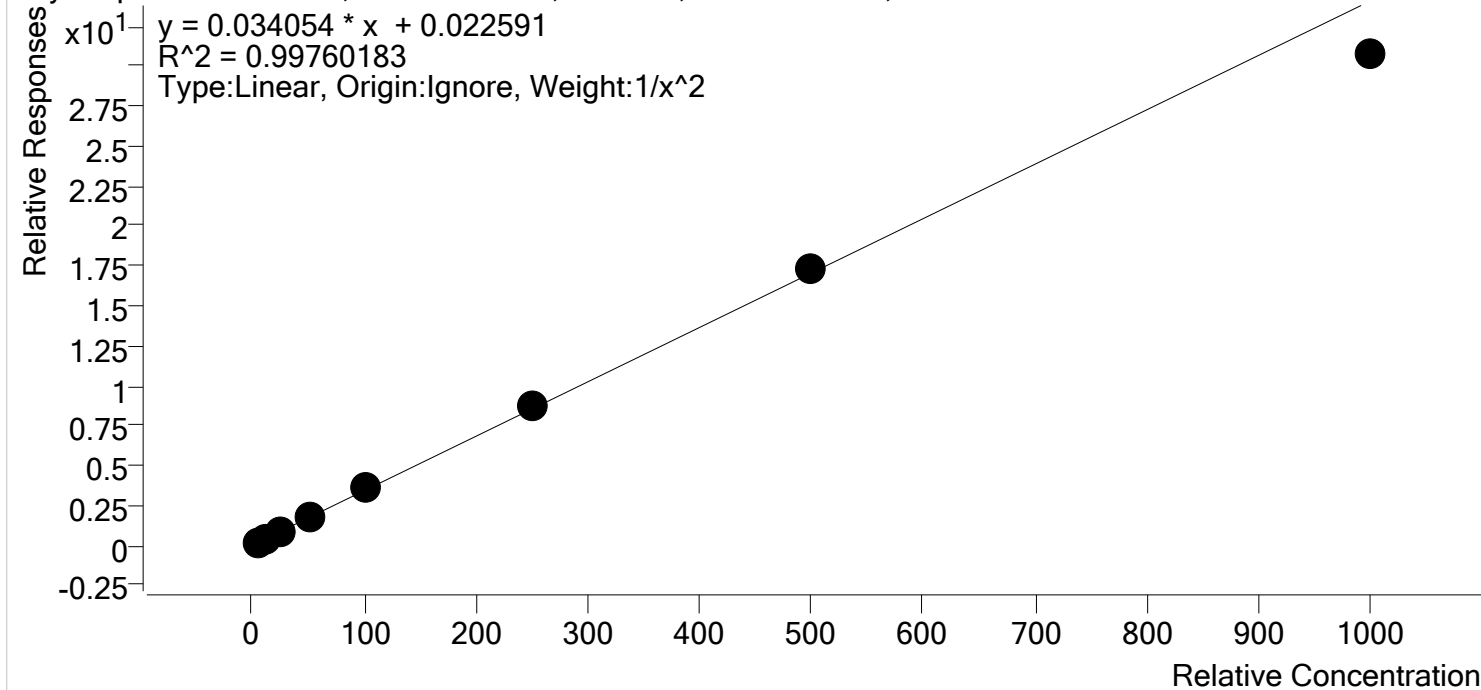
S



AM #28 Multi-Drug Quant. Calibration Curve Report

Batch results D:\MassHunter\Data\2020\AM 27-28\111920 AM 28 P2 TS SP SJ_AM 28 27 SP\QuantResults\AM 28 P1 SP.batch.bin
Last Cal. Update 11/23/2020 9:15 AM
Analyst Name ISP\datastor
Analyte Oxymorphone **Internal Standard** Oxymorphone-D3

Oxymorphone - 8 Levels, 8 Levels Used, 8 Points, 8 Points Used, 4 QCs



Sample	Level	Enabled	Expected Concentration	Final Concentration	Accuracy
p1 Cal 1-5ng	1	✓	5.0	4.9	98.5
p1 Cal 2- 10ng	2	✓	10.0	10.2	101.7
p1 Cal 3 -25ng	3	✓	25.0	25.5	102.0
p1 Cal 4-50ng	4	✓	50.0	50.0	100.0
p1 Cal 5-100ng	5	✓	100.0	103.6	103.6
p1 Cal 6-250ng	6	✓	250.0	257.0	102.8
p1 Cal 7-500ng	7	✓	500.0	505.5	101.1
p1 Cal 8-1000ng	8	✓	1000.0	902.2	90.2

S



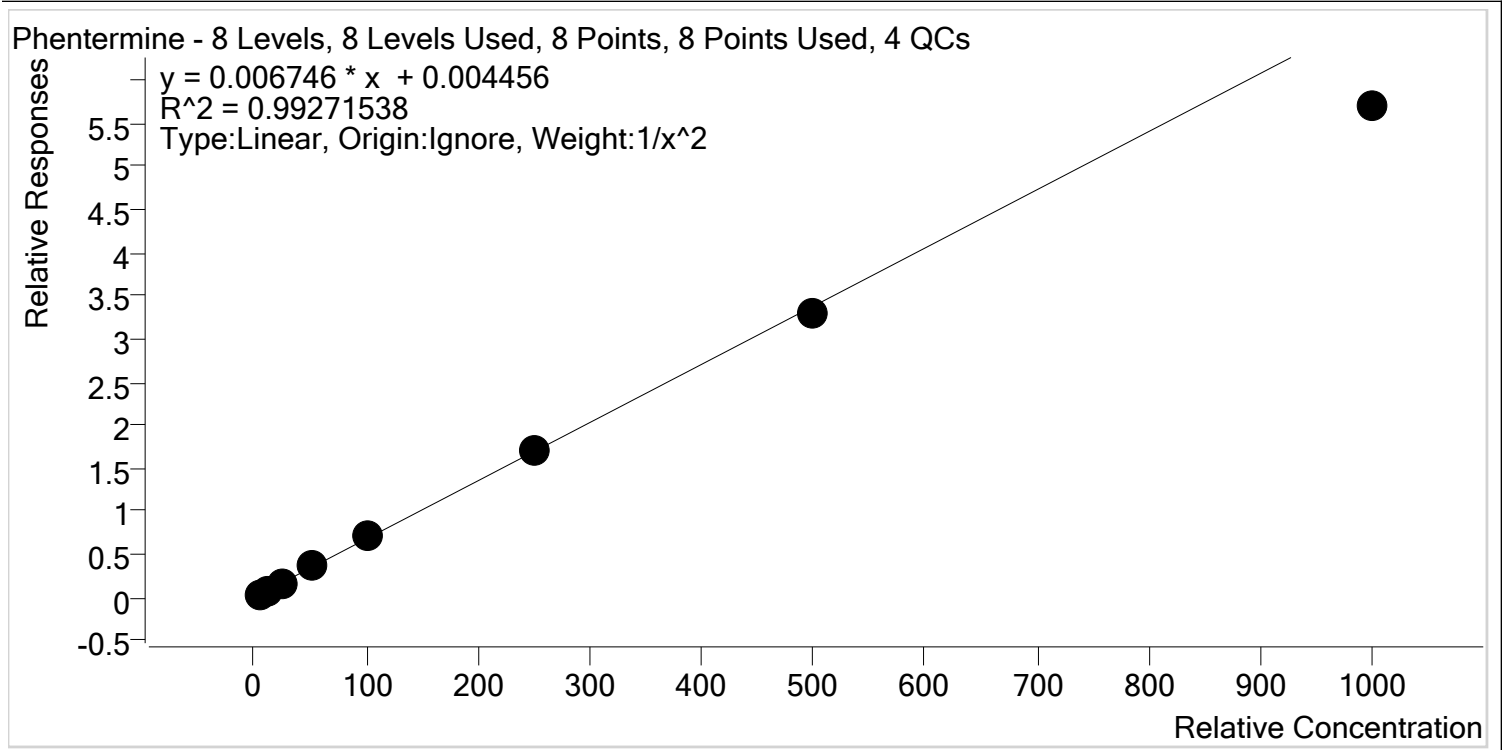
AM #28 Multi-Drug Quant. Calibration Curve Report

Batch results D:\MassHunter\Data\2020\AM 27-28\111920 AM 28 P2 TS SP SJ_AM 28 27 SP\QuantResults\AM 28 P1 SP.batch.bin

Last Cal. Update 11/23/2020 9:15 AM

Analyst Name ISP\datastor

Analyte Phentermine **Internal Standard** Phentermine-D5



Sample	Level	Enabled	Expected Concentration	Final Concentration	Accuracy
p1 Cal 1-5ng	1	✓	5.0	4.8	96.0
p1 Cal 2- 10ng	2	✓	10.0	10.5	105.0
p1 Cal 3 -25ng	3	✓	25.0	25.7	102.7
p1 Cal 4-50ng	4	✓	50.0	53.7	107.4
p1 Cal 5-100ng	5	✓	100.0	105.8	105.8
p1 Cal 6-250ng	6	✓	250.0	251.6	100.7
p1 Cal 7-500ng	7	✓	500.0	489.9	98.0
p1 Cal 8-1000ng	8	✓	1000.0	843.6	84.4

S



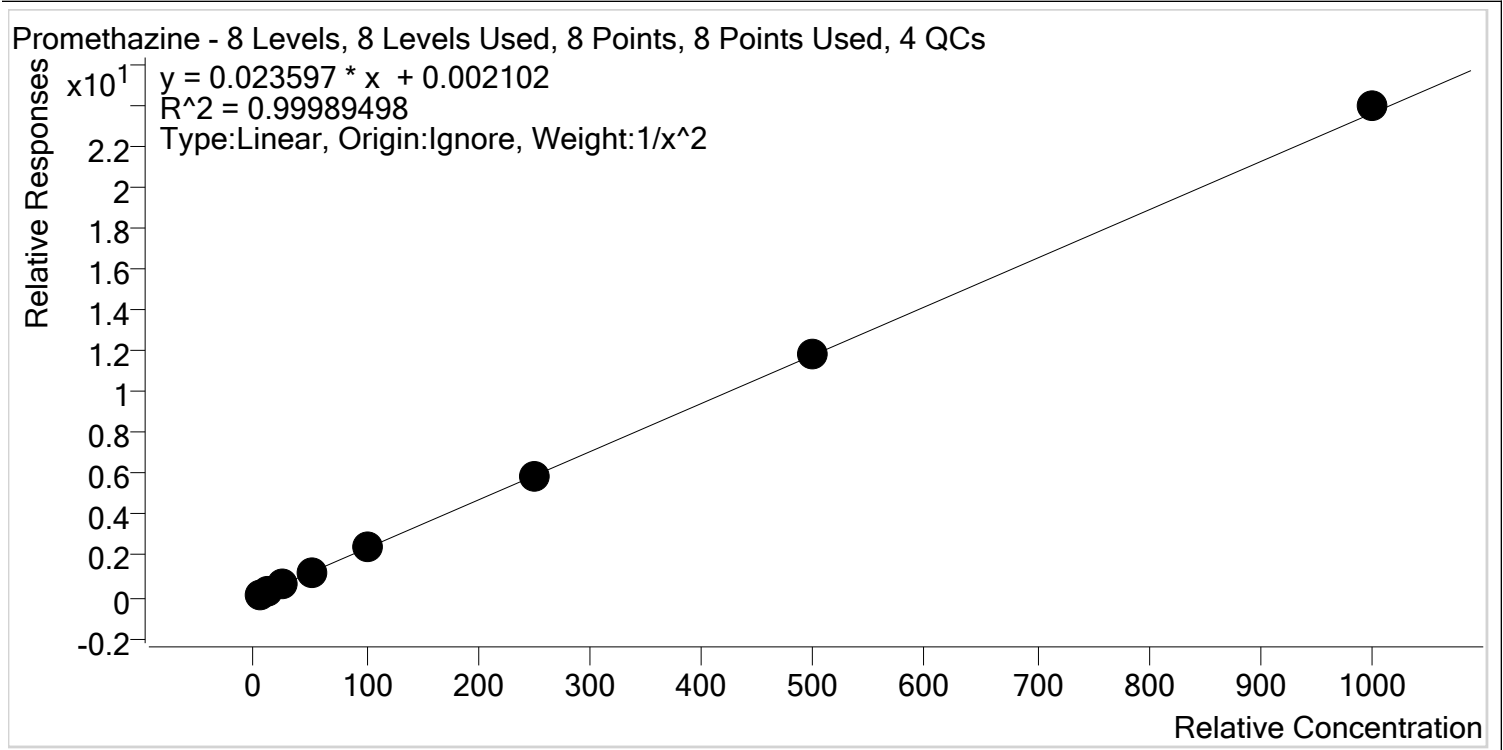
AM #28 Multi-Drug Quant. Calibration Curve Report

Batch results D:\MassHunter\Data\2020\AM 27-28\111920 AM 28 P2 TS SP SJ_AM 28 27 SP\QuantResults\AM 28 P1 SP.batch.bin

Last Cal. Update 11/23/2020 9:15 AM

Analyst Name ISP\datastor

Analyte Promethazine **Internal Standard** Promethazine-D3



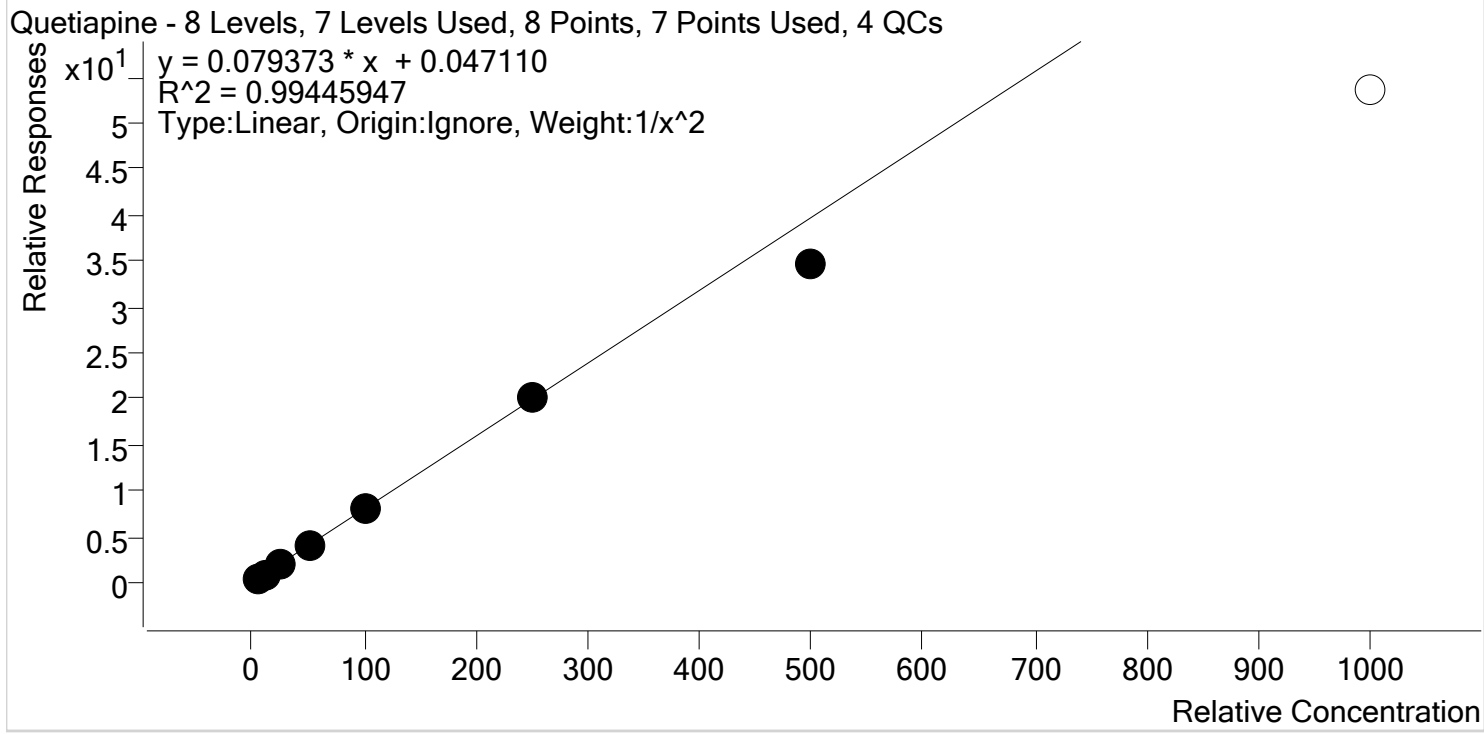
Sample	Level	Enabled	Expected Concentration	Final Concentration	Accuracy
p1 Cal 1-5ng	1	✓	5.0	5.0	100.6
p1 Cal 2- 10ng	2	✓	10.0	9.9	99.4
p1 Cal 3 -25ng	3	✓	25.0	24.8	99.0
p1 Cal 4-50ng	4	✓	50.0	49.6	99.2
p1 Cal 5-100ng	5	✓	100.0	100.7	100.7
p1 Cal 6-250ng	6	✓	250.0	248.3	99.3
p1 Cal 7-500ng	7	✓	500.0	502.1	100.4
p1 Cal 8-1000ng	8	✓	1000.0	1014.6	101.5

S



AM #28 Multi-Drug Quant. Calibration Curve Report

Batch results D:\MassHunter\Data\2020\AM 27-28\111920 AM 28 P2 TS SP SJ_AM 28 27 SP\QuantResults\AM 28 P1 SP.batch.bin
Last Cal. Update 11/23/2020 9:15 AM
Analyst Name ISP\datastor
Analyte Quetiapine **Internal Standard** Quetiapine-D8



Sample	Level	Enabled	Expected Concentration	Final Concentration	Accuracy
p1 Cal 1-5ng	1	✓	5.0	4.9	97.1
p1 Cal 2- 10ng	2	✓	10.0	10.3	102.8
p1 Cal 3 -25ng	3	✓	25.0	26.4	105.5
p1 Cal 4-50ng	4	✓	50.0	51.7	103.5
p1 Cal 5-100ng	5	✓	100.0	103.1	103.1
p1 Cal 6-250ng	6	✓	250.0	252.9	101.2
p1 Cal 7-500ng	7	✓	500.0	434.7	86.9
p1 Cal 8-1000ng	8	x	1000.0	674.4	67.4

S



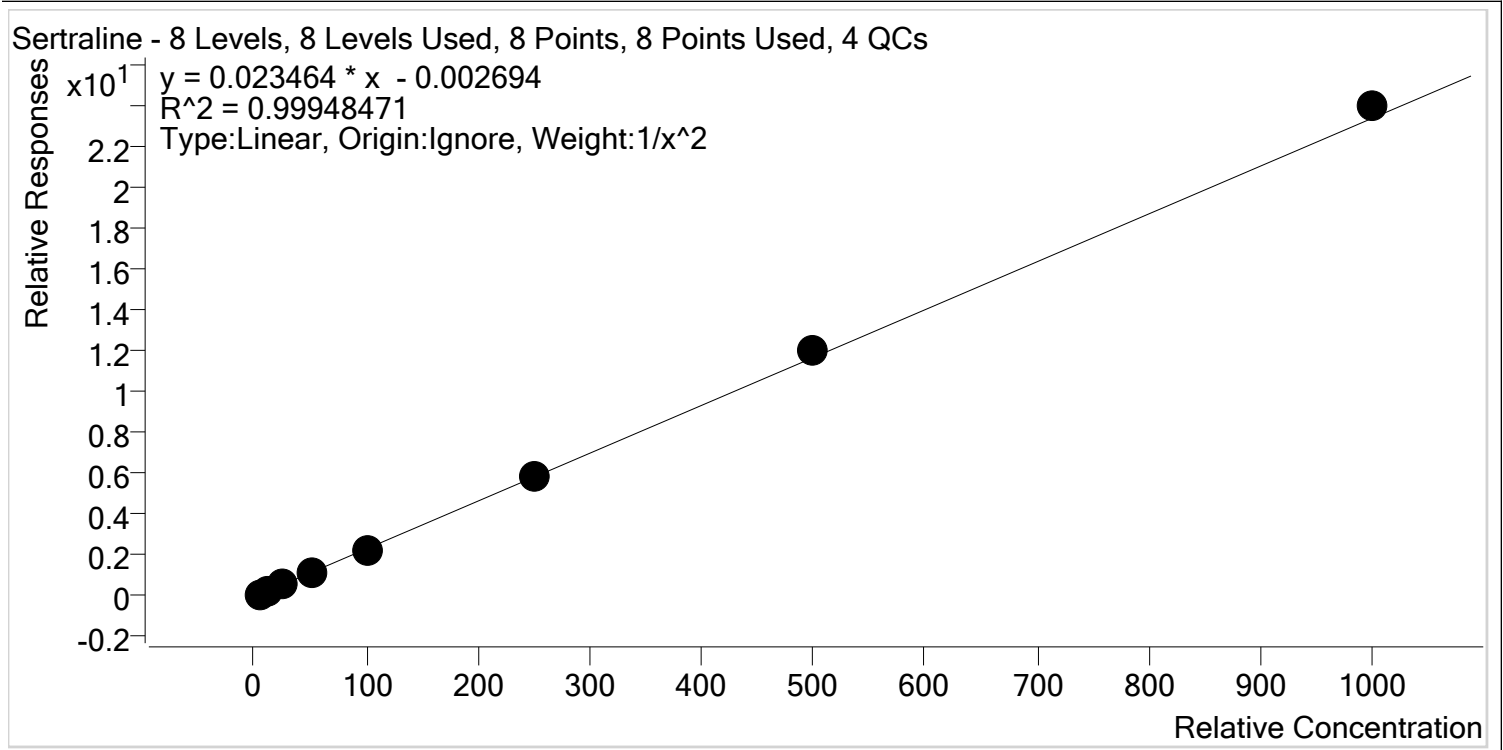
AM #28 Multi-Drug Quant. Calibration Curve Report

Batch results D:\MassHunter\Data\2020\AM 27-28\111920 AM 28 P2 TS SP SJ_AM 28 27 SP\QuantResults\AM 28 P1 SP.batch.bin

Last Cal. Update 11/23/2020 9:15 AM

Analyst Name ISP\datastor

Analyte Sertraline **Internal Standard** Sertraline-D3



Sample	Level	Enabled	Expected Concentration	Final Concentration	Accuracy
p1 Cal 1-5ng	1	✓	5.0	5.1	101.4
p1 Cal 2- 10ng	2	✓	10.0	9.8	98.0
p1 Cal 3 -25ng	3	✓	25.0	24.8	99.2
p1 Cal 4-50ng	4	✓	50.0	49.1	98.2
p1 Cal 5-100ng	5	✓	100.0	97.7	97.7
p1 Cal 6-250ng	6	✓	250.0	251.4	100.6
p1 Cal 7-500ng	7	✓	500.0	511.9	102.4
p1 Cal 8-1000ng	8	✓	1000.0	1025.2	102.5

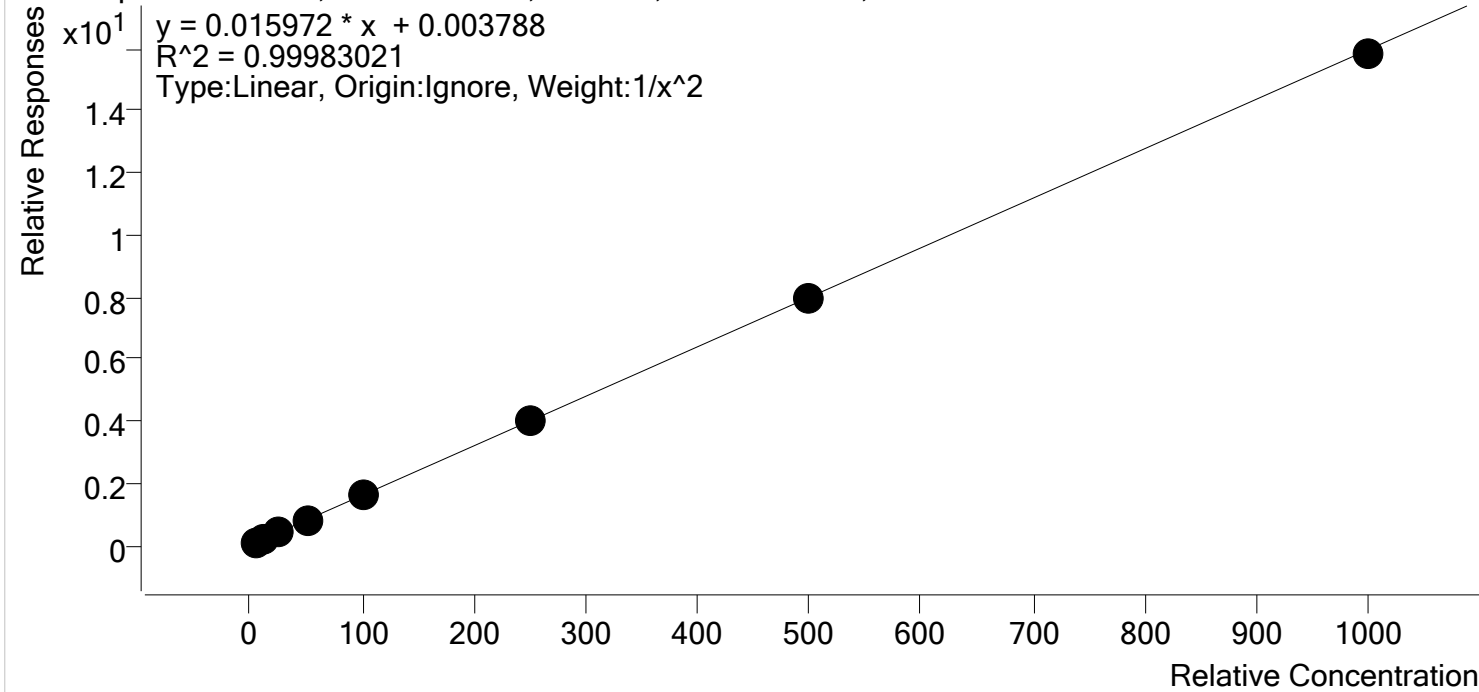
S



AM #28 Multi-Drug Quant. Calibration Curve Report

Batch results D:\MassHunter\Data\2020\AM 27-28\111920 AM 28 P2 TS SP SJ_AM 28 27 SP\QuantResults\AM 28 P1 SP.batch.bin
Last Cal. Update 11/23/2020 9:15 AM
Analyst Name ISP\datastor
Analyte Temazepam **Internal Standard** Temazepam-D5

Temazepam - 8 Levels, 8 Levels Used, 8 Points, 8 Points Used, 4 QCs



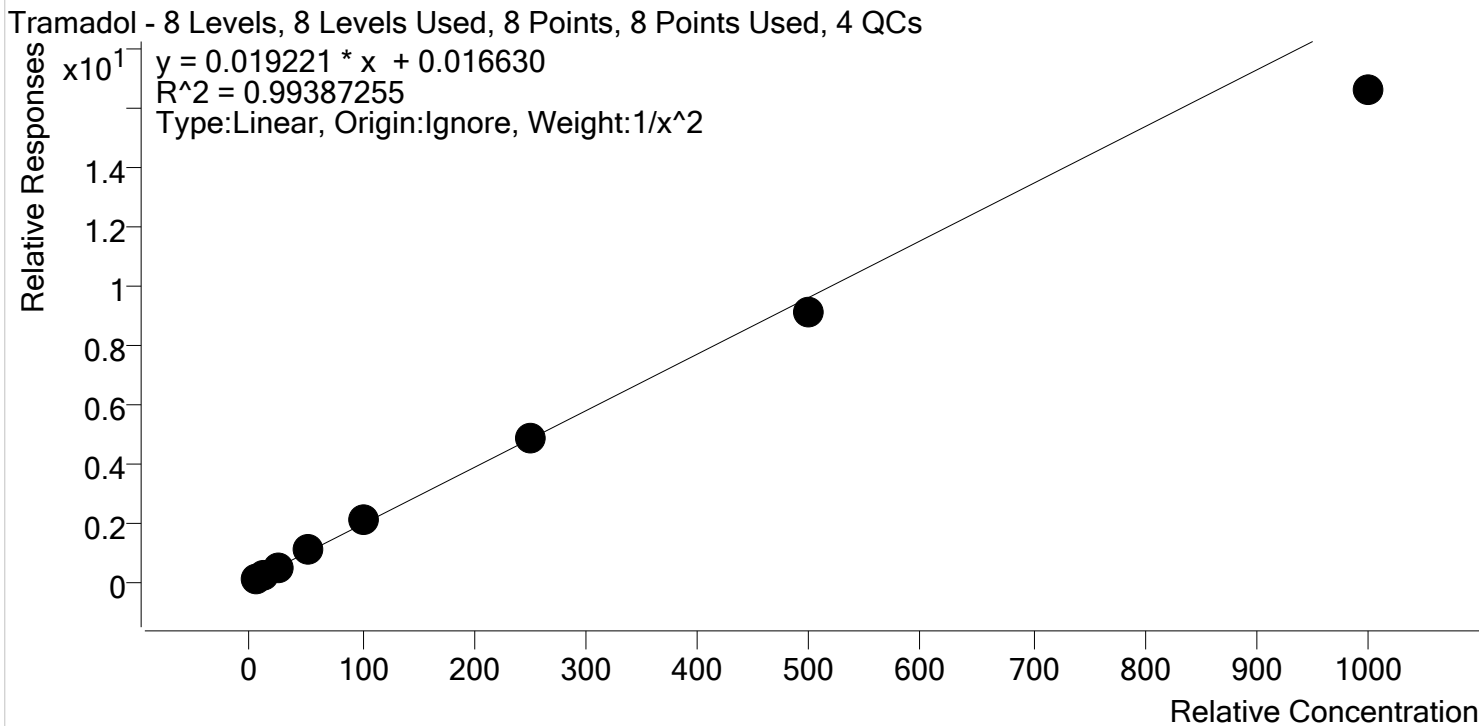
Sample	Level	Enabled	Expected Concentration	Final Concentration	Accuracy
p1 Cal 1-5ng	1	✓	5.0	5.0	99.1
p1 Cal 2- 10ng	2	✓	10.0	10.1	101.2
p1 Cal 3 -25ng	3	✓	25.0	25.2	100.9
p1 Cal 4-50ng	4	✓	50.0	50.9	101.8
p1 Cal 5-100ng	5	✓	100.0	99.6	99.6
p1 Cal 6-250ng	6	✓	250.0	247.4	99.0
p1 Cal 7-500ng	7	✓	500.0	496.7	99.3
p1 Cal 8-1000ng	8	✓	1000.0	990.8	99.1

S



AM #28 Multi-Drug Quant. Calibration Curve Report

Batch results D:\MassHunter\Data\2020\AM 27-28\111920 AM 28 P2 TS SP SJ_AM 28 27 SP\QuantResults\AM 28 P1 SP.batch.bin
Last Cal. Update 11/23/2020 9:15 AM
Analyst Name ISP\datastor
Analyte Tramadol **Internal Standard** Tramadol-13C-D3



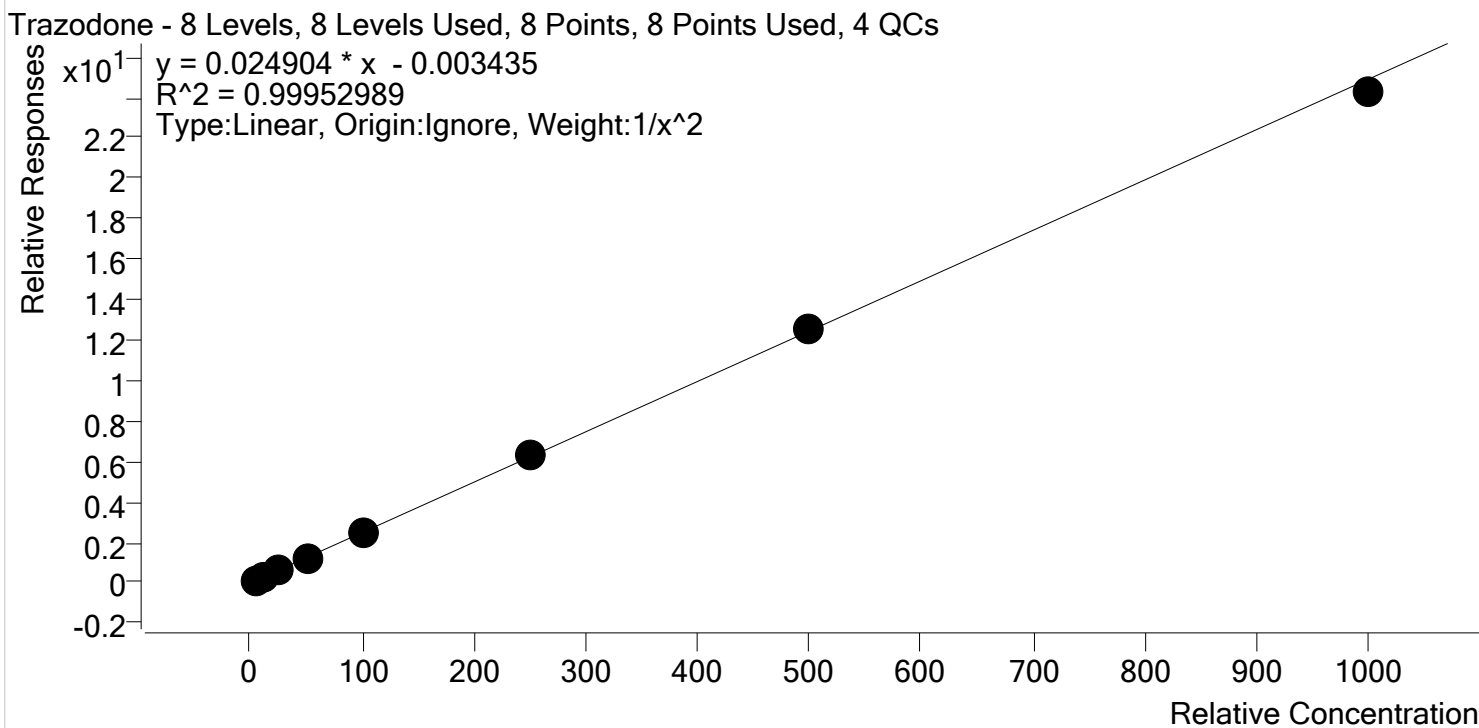
Sample	Level	Enabled	Expected Concentration	Final Concentration	Accuracy
p1 Cal 1-5ng	1	✓	5.0	4.9	97.8
p1 Cal 2- 10ng	2	✓	10.0	10.0	100.5
p1 Cal 3 -25ng	3	✓	25.0	26.2	104.9
p1 Cal 4-50ng	4	✓	50.0	53.7	107.5
p1 Cal 5-100ng	5	✓	100.0	105.6	105.6
p1 Cal 6-250ng	6	✓	250.0	254.6	101.8
p1 Cal 7-500ng	7	✓	500.0	476.9	95.4
p1 Cal 8-1000ng	8	✓	1000.0	864.5	86.4

S



AM #28 Multi-Drug Quant. Calibration Curve Report

Batch results D:\MassHunter\Data\2020\AM 27-28\111920 AM 28 P2 TS SP SJ_AM 28 27 SP\QuantResults\AM 28 P1 SP.batch.bin
Last Cal. Update 11/23/2020 9:15 AM
Analyst Name ISP\datastor
Analyte Trazodone **Internal Standard** Trazodone-D6



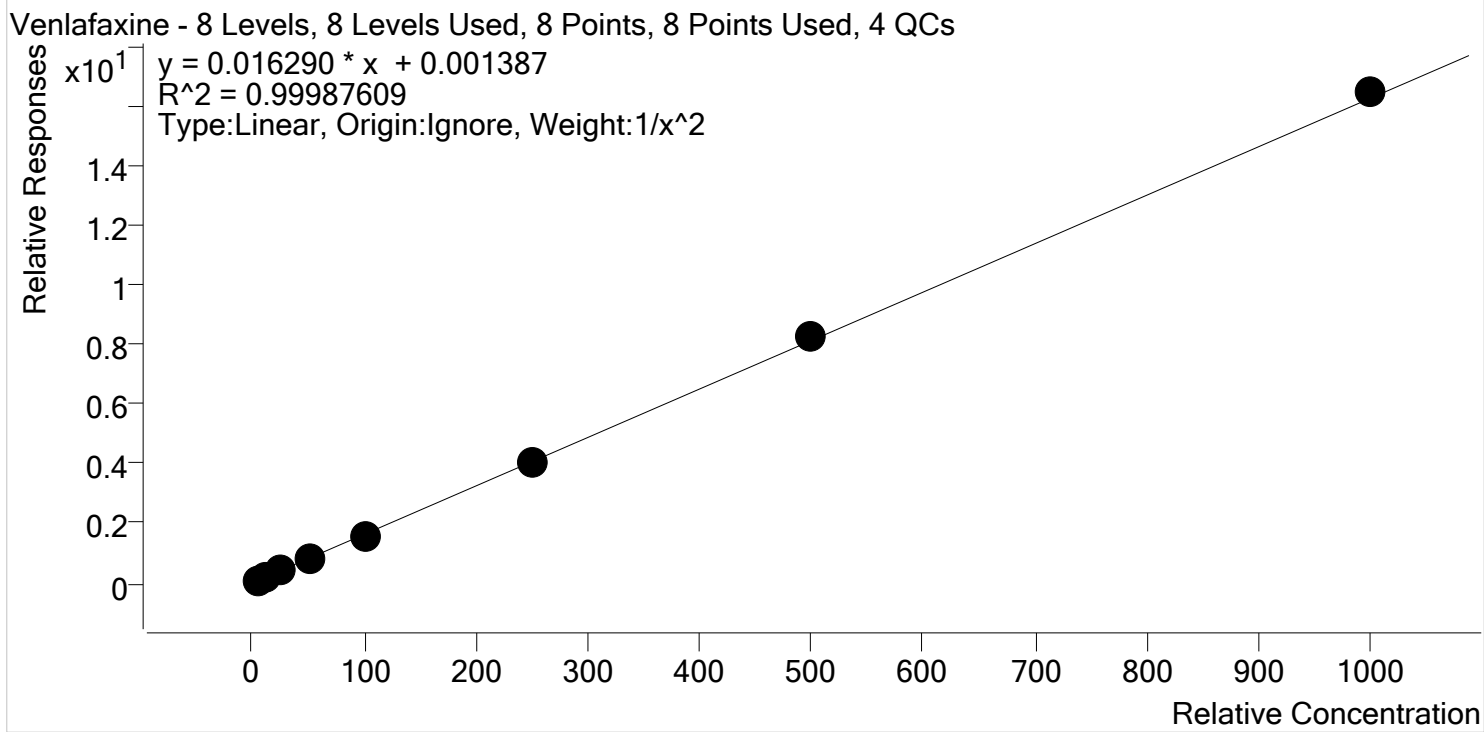
Sample	Level	Enabled	Expected Concentration	Final Concentration	Accuracy
p1 Cal 1-5ng	1	✓	5.0	4.9	98.4
p1 Cal 2- 10ng	2	✓	10.0	10.3	103.5
p1 Cal 3 -25ng	3	✓	25.0	24.7	98.6
p1 Cal 4-50ng	4	✓	50.0	50.5	101.1
p1 Cal 5-100ng	5	✓	100.0	99.9	99.9
p1 Cal 6-250ng	6	✓	250.0	250.8	100.3
p1 Cal 7-500ng	7	✓	500.0	503.6	100.7
p1 Cal 8-1000ng	8	✓	1000.0	974.3	97.4

S



AM #28 Multi-Drug Quant. Calibration Curve Report

Batch results D:\MassHunter\Data\2020\AM 27-28\111920 AM 28 P2 TS SP SJ_AM 28 27 SP\QuantResults\AM 28 P1 SP.batch.bin
Last Cal. Update 11/23/2020 9:15 AM
Analyst Name ISP\datastor
Analyte Venlafaxine **Internal Standard** Venlafaxine-D6



Sample	Level	Enabled	Expected Concentration	Final Concentration	Accuracy
p1 Cal 1-5ng	1	✓	5.0	5.0	100.4
p1 Cal 2- 10ng	2	✓	10.0	10.0	99.6
p1 Cal 3 -25ng	3	✓	25.0	24.9	99.6
p1 Cal 4-50ng	4	✓	50.0	49.9	99.7
p1 Cal 5-100ng	5	✓	100.0	98.7	98.7
p1 Cal 6-250ng	6	✓	250.0	248.3	99.3
p1 Cal 7-500ng	7	✓	500.0	507.4	101.5
p1 Cal 8-1000ng	8	✓	1000.0	1012.6	101.3

S



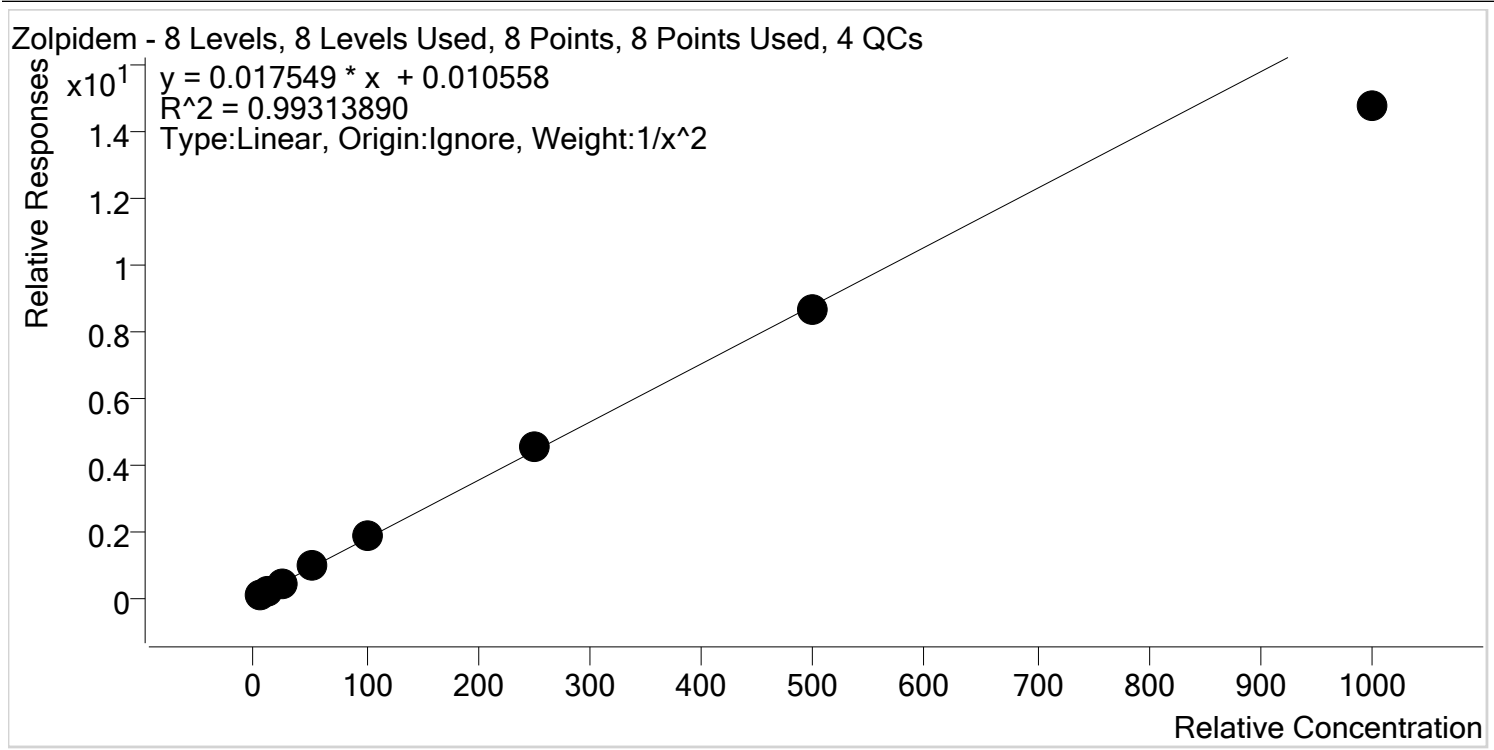
AM #28 Multi-Drug Quant. Calibration Curve Report

Batch results D:\MassHunter\Data\2020\AM 27-28\111920 AM 28 P2 TS SP SJ_AM 28 27 SP\QuantResults\AM 28 P1 SP.batch.bin

Last Cal. Update 11/23/2020 9:15 AM

Analyst Name ISP\datastor

Analyte Zolpidem **Internal Standard** Zolpidem-D6



Sample	Level	Enabled	Expected Concentration	Final Concentration	Accuracy
p1 Cal 1-5ng	1	✓	5.0	4.9	97.5
p1 Cal 2- 10ng	2	✓	10.0	10.2	102.1
p1 Cal 3 -25ng	3	✓	25.0	25.6	102.3
p1 Cal 4-50ng	4	✓	50.0	53.9	107.7
p1 Cal 5-100ng	5	✓	100.0	104.1	104.1
p1 Cal 6-250ng	6	✓	250.0	259.9	104.0
p1 Cal 7-500ng	7	✓	500.0	490.6	98.1
p1 Cal 8-1000ng	8	✓	1000.0	841.1	84.1

AM #28 Multi-Drug Quant. Results



Batch results

D:\MassHunter\Data\2020\AM 27-28\111920 AM 28 P2 TS SP SJ_AM 28 27 SP\QuantResults\AM 28 P1 SP.batch.bin

Calibration Last Update

11/23/2020 9:15:50 AM

Instrument

Instrument 1

Data File

p1 Cal 1-5ng.d

Type

Cal

Sample

p1 Cal 1-5ng

Acq. Method

AM 28 MDQ P1.m

Operator

Sarah Pickle

Sample Position

P2-A5

Comment

Injection Volume

2

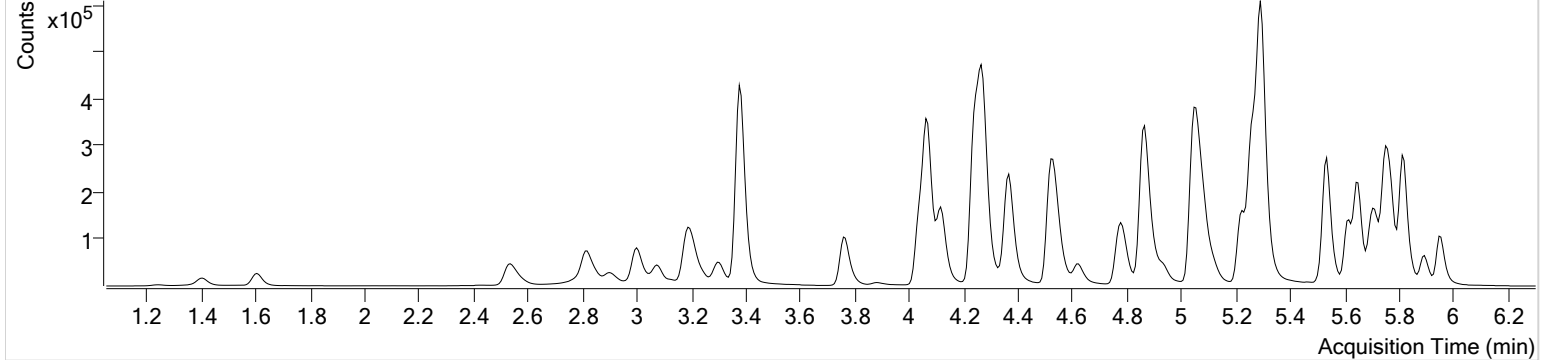
Acq. Date-Time

11/20/2020 7:28:18 AM

Sample Info.

Sample Chromatogram

+ TIC MRM (** -> **) p1 Cal 1-5ng.d (p1 Cal 1-5ng)



Name	RT	Resp.	S/N	Ratio	S/N	ISTD Resp.	Final Conc.
6-MAM	3.139	687	1730.30	72.2	127.57	16720	0.5082 ng/ml
7-aminoclonazepam	4.277	15341	3425.30	74.2	45146.91	100360	5.2009 ng/ml
a-hydroxyalprazolam	5.701	8332	163.31	61.8	683.17	20715	4.8155 ng/ml
alpha-PHP	4.942	15601	763.12	281.9	644.05	523345	5.0147 ng/ml
alpha-PVP	4.376	60228	1288.78	49.3	207.15	523345	5.0104 ng/ml
Alprazolam	5.778	23897	271.84	108.1	257.48	109676	5.1623 ng/ml
Amphetamine	3.078	66614	1304.74	49.8	592.42	63897	4.8065 ng/ml
Benzoylcegonine	3.912	1447	36.71	8.5	60.73	11239	6.3829 ng/ml
Buprenorphine	5.748	970	∞	13.8	160.87	66182	0.4914 ng/ml
Bupropion	4.793	62672	1572.19	63.9	1274.16	300530	4.9294 ng/ml
Carisoprodol	5.727	11842	414.10	54.2	89.94	127575	4.9820 ng/ml
Citalopram	5.224	35317	626.91	41.2	8055.63	332347	5.0344 ng/ml
Clonazepam	5.615	39452	4487.40	32.6	506.38	65487	4.9069 ng/ml
Cocaine	4.270	54921	6838.42	44.8	6836.37	671507	4.9836 ng/ml
Codeine	2.590	4159	691.84	111.1	239.22	33911	4.9266 ng/ml
Cyclobenzaprine	5.619	16387	∞	13.6	∞	128114	5.1332 ng/ml
Dextromethorphan	5.266	17871	894.26	83.4	103.21	160875	5.0426 ng/ml
Dextrorphan	4.117	9997	26520.84	208.3	5940.61	319521	5.0594 ng/ml
Diazepam	5.956	18411	222.89	90.2	∞	190019	4.9217 ng/ml
Dihydrocodeine	2.569	11675	67825.48	68.0	177.37	110414	4.8385 ng/ml
Diphenhydramine	5.301	60700	3723.95	31.5	∞	1206563	4.9264 ng/ml
Doxylamine	4.541	91341	9983.40	99.3	239752.20	700773	4.9263 ng/ml
EDDP	5.265	45040	5694.71	45.4	44508.76	557901	5.0236 ng/ml
Fentanyl	5.100	1751	204.05	57.8	243.04	172101	0.4936 ng/ml
Fluoxetine	5.703	20007	∞	8.2	1546.34	166696	5.0500 ng/ml
Hydrocodone	3.027	12074	243.39	37.9	77.13	164706	4.7223 ng/ml
Hydromorphone	1.614	9870	204.91	75.4	191.34	60397	4.9692 ng/ml
Ketamine	4.058	46396	898.41	36.3	1023.33	363145	4.9031 ng/ml
Lamotrigine	4.286	3271	966.16	79.8	94.19	363145	4.9293 ng/ml
Lorazepam	5.749	40701	158.35	56.4	157.53	65487	4.9290 ng/ml
MDA	3.218	57929	1959.05	15.0	308.19	135288	4.7991 ng/ml
MDMA	3.311	46093	34807.16	49.7	1447.83	66062	4.9038 ng/ml

AM #28 Multi-Drug Quant. Results



Name	RT	Resp.	S/N	Ratio	S/N	ISTD Resp.	Final Conc.
Meprobamate	4.936	4584	∞	26.4	127.17	47662	5.0028 ng/ml
Methadone	5.649	46072	3020.27	51.1	743.79	365652	5.0162 ng/ml
Methamphetamine	3.245	14695	116.91	45.9	73.80	203262	4.7582 ng/ml
Metoprolol	4.332	7450	8171.22	91.0	577.07	829660	4.9849 ng/ml
Mirtazapine	4.623	64206	∞	54.9	∞	523345	5.3032 ng/ml
Mitragynine	5.228	7509	17114.85	44.1	11813.48	365652	5.0570 ng/ml
Morphine	1.253	1414	168.19	42.8	207.25	4426	4.9151 ng/ml
Norbuprenorphine	4.998	61	6.38 Low	105.2 High	192.76	4681	0.1408 ng/ml
Nordiazepam	5.903	15942	2390.43	56.2	334.91	100817	4.9379 ng/ml
Norfentanyl	4.092	9020	∞	37.3	92.01	733781	0.5187 ng/ml
Norhydrocodone	3.075	471	136.50	46.0	52.30	16915	5.0189 ng/ml
Noroxycodone	2.925	12553	∞	48.0	12.78	66326	4.9284 ng/ml
O-desmethyl-tramadol	3.383	90630	12403.11	6.7	842.08	981470	4.9923 ng/ml
Oxazepam	5.759	29328	578.61	74.8	171.51	409838	4.8671 ng/ml
Oxycodone	2.843	31778	816.23	28.6	∞	240442	4.9082 ng/ml
Oxymorphone	1.410	8238	178.31	43.1	244.11	43270	4.9274 ng/ml
Phentermine	3.797	10071	50.95	2.3	7.10 Low	273400	4.8001 ng/ml
Promethazine	5.536	55273	1367.95	30.3	475.47	457764	5.0280 ng/ml
Quetiapine	5.532	32719	78.02	56.1	44857.13	75636	4.8566 ng/ml
Sertraline	5.772	10884	452.98	94.6	925.94	93614	5.0696 ng/ml
Temazepam	5.819	43485	706.74	33.5	∞	524417	4.9546 ng/ml
Tramadol	4.252	91793	6666.49	3.7	60.33	829660	4.8909 ng/ml
Trazodone	5.120	36469	65168.69	82.7	21884.00	306124	4.9216 ng/ml
Venlafaxine	5.048	64379	2510.17	34.5	545.04	774298	5.0189 ng/ml
Zolpidem	4.885	81666	55578.57	33.2	∞	849614	4.8756 ng/ml

AM #28 Multi-Drug Quant. Results



Batch results

D:\MassHunter\Data\2020\AM 27-28\111920 AM 28 P2 TS SP SJ_AM 28 27 SP\QuantResults\AM 28 P1 SP.batch.bin

Calibration Last Update

11/23/2020 9:15:50 AM

Instrument

Instrument 1

Data File

p1 Cal 2- 10ng.d

Type

Cal

Sample

p1 Cal 2- 10ng

Acq. Method

AM 28 MDQ P1.m

Operator

Sarah Pickle

Sample Position

P2-B5

Comment

Injection Volume

2

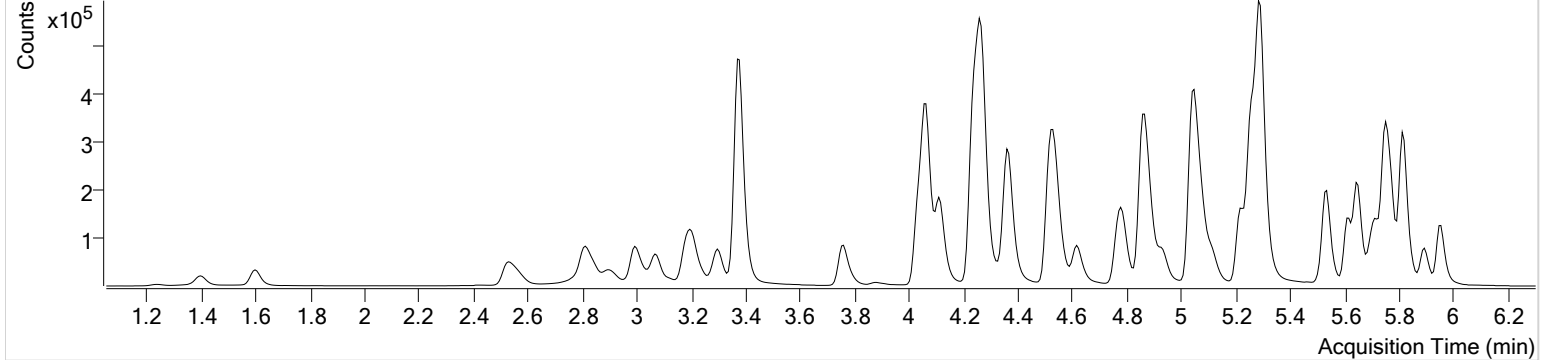
Acq. Date-Time

11/20/2020 7:39:04 AM

Sample Info.

Sample Chromatogram

+ TIC MRM (** -> **) p1 Cal 2- 10ng.d (p1 Cal 2- 10ng)



Name	RT	Resp.	S/N	Ratio	S/N	ISTD Resp.	Final Conc.
6-MAM	3.132	1292	∞	74.5	707.67	17431	0.9559 ng/ml
7-aminoclonazepam	4.277	30906	132.49	74.7	97447.47	103811	9.6157 ng/ml
a-hydroxyalprazolam	5.701	16836	308.95	62.3	832.90	20568	10.3883 ng/ml
alpha-PHP	4.935	32342	4009.05	277.4	35982.85	555033	9.9250 ng/ml
alpha-PVP	4.369	126000	2869.12	49.6	5332.80	555033	10.0149 ng/ml
Alprazolam	5.778	48436	385.27	109.4	812.40	111833	9.6508 ng/ml
Amphetamine	3.071	106930	3156.70	49.1	1641.48	53847	10.2268 ng/ml
Benzoylcegonine	3.905	2747	∞	8.4	18.02	11721	10.1021 ng/ml
Buprenorphine	5.748	1675	1355.50	11.0	959.85	56292	1.0174 ng/ml
Bupropion	4.787	123705	1135.39	64.3	1334.16	300388	10.1304 ng/ml
Carisoprodol	5.727	24367	∞	54.8	235.78	133198	9.9621 ng/ml
Citalopram	5.217	61192	226.26	42.8	101761.73	296665	9.8860 ng/ml
Clonazepam	5.615	80902	2178.19	32.3	404.72	68099	10.1174 ng/ml
Cocaine	4.263	114857	7872.91	44.8	4539.18	705190	10.0410 ng/ml
Codeine	2.583	8616	135.11	106.6	161.41	35496	9.9873 ng/ml
Cyclobenzaprine	5.619	17948	151432.34	15.0	454.31	69565	9.8381 ng/ml
Dextromethorphan	5.266	28707	142.37	82.5	4424.32	133886	9.8535 ng/ml
Dextrorphan	4.117	19778	11658.39	208.9	3491.33	321443	9.8947 ng/ml
Diazepam	5.956	38631	239.34	87.0	814.51	197245	10.0521 ng/ml
Dihydrocodeine	2.562	24447	123.87	66.8	3731.90	115452	10.3870 ng/ml
Diphenhydramine	5.294	113054	7378.70	31.2	109.04	1093195	10.2819 ng/ml
Doxylamine	4.541	188861	16691.81	99.2	84274.76	738954	10.1169 ng/ml
EDDP	5.259	90158	310.57	45.0	3570.85	565378	9.9534 ng/ml
Fentanyl	5.100	2644	242.55	51.4	3664.92	125920	1.0332 ng/ml
Fluoxetine	5.703	15538	3501.90	8.9	111.52	68371	9.6663 ng/ml
Hydrocodone	3.020	25589	95.82	38.8	207.64	172084	10.5818 ng/ml
Hydromorphone	1.608	19825	153.83	76.1	212.73	63041	10.0031 ng/ml
Ketamine	4.050	95349	1264.19	36.2	2628.88	393856	10.0725 ng/ml
Lamotrigine	4.280	6505	1253.85	87.2	∞	393856	10.0520 ng/ml
Lorazepam	5.749	82081	201.07	53.3	350.93	68099	10.0922 ng/ml
MDA	3.211	115297	71372.14	15.2	∞	140998	10.2284 ng/ml
MDMA	3.304	92385	54862.59	49.7	11279.84	66749	10.1555 ng/ml

AM #28 Multi-Drug Quant. Results

\$



Name	RT	Resp.	S/N	Ratio	S/N	ISTD Resp.	Final Conc.
Meprobamate	4.930	8589	1820.17	27.8	32.28	49571	9.6274 ng/ml
Methadone	5.649	76814	2738.07	51.7	2400.12	304973	9.9737 ng/ml
Methamphetamine	3.245	14982	132.88	44.3	72.11	110424	9.9203 ng/ml
Metoprolol	4.332	14370	1450.09	96.4	∞	873110	9.7648 ng/ml
Mirtazapine	4.616	121363	8791.78	55.1	2522.21	555033	9.2222 ng/ml
Mitragynine	5.228	10832	513.31	42.1	8828.53	304973	9.5209 ng/ml
Morphine	1.246	2861	∞	44.4	494.95	4504	10.0695 ng/ml
Norbuprenorphine	4.991	102	16.30	96.6 High	283.39	4412	0.5168 ng/ml
Nordiazepam	5.896	33216	772.39	55.0	1574.57	104788	10.0341 ng/ml
Norfentanyl	4.085	17550	149.54	36.4	190.13	730662	0.9703 ng/ml
Norhydrocodone	3.068	1110	75.19	40.4	74.97	17321	10.2224 ng/ml
Noroxycodone	2.918	26333	697.45	45.3	13.94	69569	10.1674 ng/ml
O-desmethyl-tramadol	3.377	184059	1656.51	7.0	890.87	1019493	9.9797 ng/ml
Oxazepam	5.753	57272	∞	74.7	∞	413192	10.0145 ng/ml
Oxycodone	2.836	65080	595.19	29.0	667.07	253945	10.0768 ng/ml
Oxymorphone	1.403	16691	211.66	44.2	713.90	45240	10.1705 ng/ml
Phentermine	3.790	16647	163.60	2.0	19.72	221116	10.5003 ng/ml
Promethazine	5.536	58917	444.31	29.6	∞	249024	9.9375 ng/ml
Quetiapine	5.532	59647	∞	57.0	223.47	69135	10.2762 ng/ml
Sertraline	5.772	7139	369.41	95.4	∞	31407	9.8022 ng/ml
Temazepam	5.819	91592	3656.43	32.9	1673.23	553704	10.1197 ng/ml
Tramadol	4.252	183163	10604.83	3.7	294.05	873110	10.0490 ng/ml
Trazodone	5.114	65429	∞	79.4	∞	257330	10.3475 ng/ml
Venlafaxine	5.041	130769	∞	35.2	1213.76	799234	9.9590 ng/ml
Zolpidem	4.878	164980	∞	34.3	434.36	869291	10.2128 ng/ml

AM #28 Multi-Drug Quant. Results



Batch results

D:\MassHunter\Data\2020\AM 27-28\111920 AM 28 P2 TS SP SJ_AM 28 27 SP\QuantResults\AM 28 P1 SP.batch.bin

Calibration Last Update

11/23/2020 9:15:50 AM

Instrument

Instrument 1

Data File

p1 Cal 3 -25ng.d

Type

Cal

Sample

p1 Cal 3 -25ng

Acq. Method

AM 28 MDQ P1.m

Operator

Sarah Pickle

Sample Position

P2-C5

Comment

Injection Volume

2

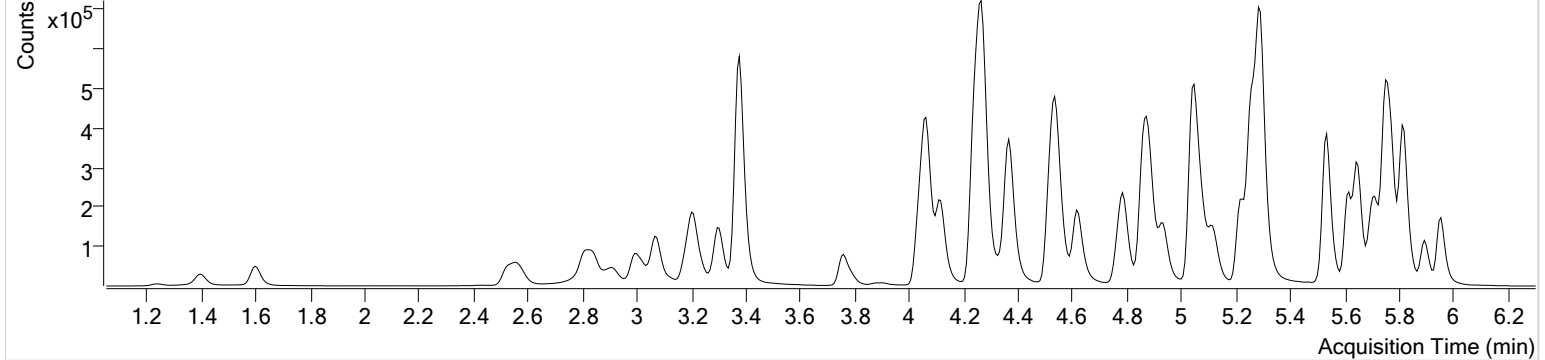
Acq. Date-Time

11/20/2020 7:49:40 AM

Sample Info.

Sample Chromatogram

+ TIC MRM (** -> **) p1 Cal 3 -25ng.d (p1 Cal 3 -25ng)



Name	RT	Resp.	S/N	Ratio	S/N	ISTD Resp.	Final Conc.
6-MAM	3.132	3423	5876.93	69.1	2011.98	17440	2.6123 ng/ml
7-aminoclonazepam	4.277	70735	81513.63	76.0	4470.51	94645	23.3202 ng/ml
a-hydroxyalprazolam	5.701	41579	229.36	60.0	740.93	21011	25.9192 ng/ml
alpha-PHP	4.935	76621	4898.57	281.3	11360.76	528531	24.8827 ng/ml
alpha-PVP	4.376	291967	14977.98	49.1	6369.49	528531	24.5637 ng/ml
Alprazolam	5.778	117354	588.51	108.8	857.87	108322	23.2119 ng/ml
Amphetamine	3.071	216371	4854.04	48.9	∞	44405	26.8148 ng/ml
Benzoylcegonine	3.905	7111	∞	7.4	138.03	11230	24.1471 ng/ml
Buprenorphine	5.748	4095	555.60	16.0	86.68	56081	2.5263 ng/ml
Bupropion	4.793	268098	∞	63.8	3289.59	265799	25.4003 ng/ml
Carisoprodol	5.727	60394	783.69	51.6	273.15	130891	25.3517 ng/ml
Citalopram	5.217	150339	13669.11	41.9	281370.16	295278	24.5800 ng/ml
Clonazepam	5.615	191029	38701.23	32.8	669.38	64343	25.9645 ng/ml
Cocaine	4.270	273719	87009.33	44.6	37305.19	677494	25.0813 ng/ml
Codeine	2.583	21039	1060.35	106.9	595.29	34033	25.8114 ng/ml
Cyclobenzaprine	5.619	60035	167588.45	13.0	136.59	94234	23.5490 ng/ml
Dextromethorphan	5.266	72924	1741.29	83.6	623.54	135708	24.8893 ng/ml
Dextrorphan	4.117	47932	∞	205.3	8287.80	312399	24.5885 ng/ml
Diazepam	5.956	95802	1162.89	86.0	752.77	190107	26.0237 ng/ml
Dihydrocodeine	2.562	58020	896.38	68.2	1047.59	115100	25.6871 ng/ml
Diphenhydramine	5.294	269689	13294.86	32.0	5942.54	1082294	24.9815 ng/ml
Doxylamine	4.541	451393	26134.17	100.0	41016.58	720046	25.5067 ng/ml
EDDP	5.259	219901	859.72	45.9	411.12	556644	24.7039 ng/ml
Fentanyl	5.100	6479	2239.39	57.5	8768.18	133505	2.4060 ng/ml
Fluoxetine	5.703	79153	327.91	8.3	188.61	133256	25.4524 ng/ml
Hydrocodone	3.020	60310	142.75	38.9	254.16	170516	26.5128 ng/ml
Hydromorphone	1.608	46830	249.53	77.6	390.85	60953	25.1268 ng/ml
Ketamine	4.050	223169	13228.60	37.5	148.27	378317	25.7986 ng/ml
Lamotrigine	4.286	14948	369.28	86.2	9254.71	378317	25.7374 ng/ml
Lorazepam	5.749	196307	∞	53.3	544.68	64343	26.4152 ng/ml
MDA	3.211	268710	8775.28	15.6	922.74	133806	26.8212 ng/ml
MDMA	3.304	219746	253120.56	50.1	5568.86	63724	25.9511 ng/ml

AM #28 Multi-Drug Quant. Results

\$



Name	RT	Resp.	S/N	Ratio	S/N	ISTD Resp.	Final Conc.
Meprobamate	4.930	21296	4801.37	27.8	507.82	48238	25.7161 ng/ml
Methadone	5.649	192552	36894.88	51.8	5095.52	307903	24.6836 ng/ml
Methamphetamine	3.239	27847	293.75	45.5	172.00	86228	25.1712 ng/ml
Metoprolol	4.332	35700	17145.38	93.4	7159.25	860174	25.7715 ng/ml
Mirtazapine	4.616	293983	5468.66	55.8	4101.68	528531	23.0058 ng/ml
Mitragynine	5.228	28104	2698.71	39.0	887.06	307903	26.1355 ng/ml
Morphine	1.246	6938	1059.75	44.0	152.02	4293	26.0895 ng/ml
Norbuprenorphine	4.984	311	774.58	54.4	435.47	4098	2.4885 ng/ml
Nordiazepam	5.896	82774	1476.71	55.0	1569.19	102584	25.7502 ng/ml
Norfentanyl	4.092	41239	383.83	38.3	1240.31	700765	2.3114 ng/ml
Norhydrocodone	3.068	2629	142.50	45.6	51.89	16824	23.4568 ng/ml
Noroxycodone	2.918	62167	487.06	47.0	402.46	67827	25.0613 ng/ml
O-desmethyl-tramadol	3.377	447018	18207.05	6.8	1905.49	999554	25.0598 ng/ml
Oxazepam	5.753	141703	3199.48	70.8	2095.47	395725	26.8642 ng/ml
Oxycodone	2.836	154965	1259.42	28.9	927.12	243581	25.8984 ng/ml
Oxymorphone	1.396	38108	650.29	45.1	1794.13	42767	25.5026 ng/ml
Phentermine	3.797	35972	590.65	2.2	52.58	202427	25.6825 ng/ml
Promethazine	5.536	210434	863.10	30.1	801.13	358969	24.7543 ng/ml
Quetiapine	5.532	147737	36847.25	57.3	∞	69035	26.3683 ng/ml
Sertraline	5.772	43719	1701.25	94.3	3506.22	75457	24.8077 ng/ml
Temazepam	5.819	222498	1155.63	33.8	547.33	547183	25.2219 ng/ml
Tramadol	4.252	447984	36352.45	3.8	269.22	860174	26.2303 ng/ml
Trazodone	5.114	163919	∞	80.7	524015.85	268421	24.6591 ng/ml
Venlafaxine	5.041	323305	58082.41	34.8	2584.55	794713	24.8886 ng/ml
Zolpidem	4.885	397788	500468.39	34.1	360326.27	865684	25.5821 ng/ml

AM #28 Multi-Drug Quant. Results



Batch results

D:\MassHunter\Data\2020\AM 27-28\111920 AM 28 P2 TS SP SJ_AM 28 27 SP\QuantResults\AM 28 P1 SP.batch.bin

Calibration Last Update

11/23/2020 9:15:50 AM

Instrument

Instrument 1

Data File

p1 Cal 4-50ng.d

Type

Cal

Sample

p1 Cal 4-50ng

Acq. Method

AM 28 MDQ P1.m

Operator

Sarah Pickle

Sample Position

P2-D5

Comment

Injection Volume

2

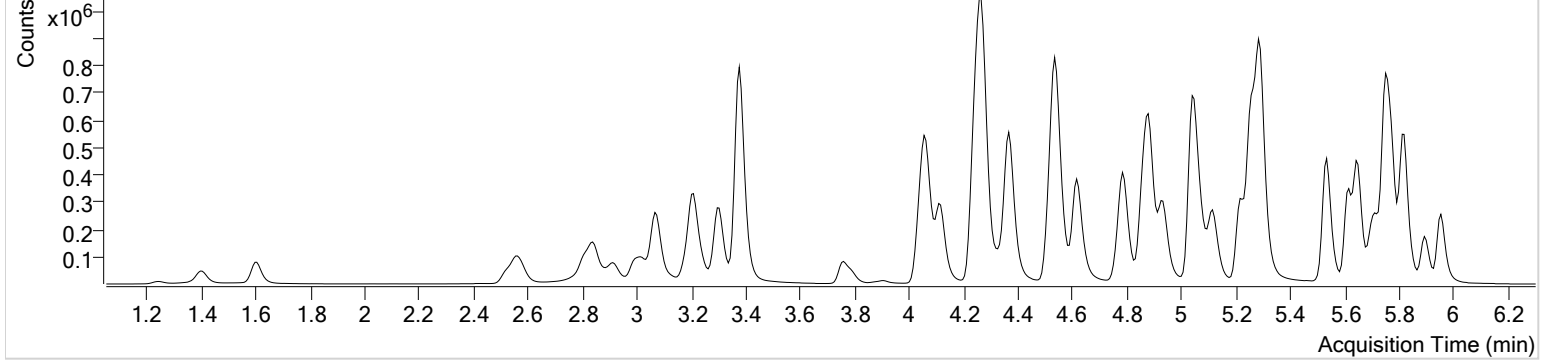
Acq. Date-Time

11/20/2020 8:00:17 AM

Sample Info.

Sample Chromatogram

+ TIC MRM (** -> **) p1 Cal 4-50ng.d (p1 Cal 4-50ng)



Name	RT	Resp.	S/N	Ratio	S/N	ISTD Resp.	Final Conc.
6-MAM	3.132	6710	4105.11	77.4	25361.58	18458	4.8808 ng/ml
7-aminoclonazepam	4.277	146341	∞	77.3	∞	95869	47.0649 ng/ml
a-hydroxyalprazolam	5.701	84188	509.25	61.7	393.77	20776	53.6696 ng/ml
alpha-PHP	4.935	157250	21922.28	278.0	11219.51	536259	50.4626 ng/ml
alpha-PVP	4.369	611674	13645.77	48.8	12082.36	536259	50.8634 ng/ml
Alprazolam	5.778	246522	3505.47	103.2	845.09	104127	49.9921 ng/ml
Amphetamine	3.071	466930	8212.19	49.6	14568.43	47198	55.6621 ng/ml
Benzoylcegonine	3.905	14331	2556.50	8.1	∞	11318	46.4408 ng/ml
Buprenorphine	5.748	8334	19677.77	13.2	2240.15	54501	5.3124 ng/ml
Bupropion	4.787	550762	979.83	63.7	18723.53	268960	51.9858 ng/ml
Carisoprodol	5.727	119589	3710.88	53.9	176.89	128695	51.2065 ng/ml
Citalopram	5.217	299452	712.10	42.1	2532.40	283920	51.0480 ng/ml
Clonazepam	5.615	389956	59570.54	32.5	1480.97	65676	52.3796 ng/ml
Cocaine	4.263	558007	42380.15	44.8	23543.46	687588	50.4992 ng/ml
Codeine	2.583	44276	492.72	103.0	622.71	34222	54.2832 ng/ml
Cyclobenzaprine	5.619	77996	14826.43	13.4	313.60	60797	46.9071 ng/ml
Dextromethorphan	5.266	134008	9831.16	85.0	231.19	124635	49.9305 ng/ml
Dextrorphan	4.117	98720	1409.42	206.0	3210.89	320076	49.3696 ng/ml
Diazepam	5.956	192438	459.80	86.1	9391.37	189652	52.5017 ng/ml
Dihydrocodeine	2.555	121266	323.54	67.1	309.97	116839	53.6252 ng/ml
Diphenhydramine	5.294	533803	18603.72	32.2	308.76	1063045	50.4910 ng/ml
Doxylamine	4.535	943611	48037.19	100.5	∞	748856	51.7499 ng/ml
EDDP	5.259	446814	900.36	44.3	16569.04	561497	49.7934 ng/ml
Fentanyl	5.100	12265	465.88	53.1	47882.24	119600	5.0998 ng/ml
Fluoxetine	5.703	66657	9377.63	7.7	715.73	55386	51.6894 ng/ml
Hydrocodone	3.020	126263	∞	39.5	170.44	173078	55.7196 ng/ml
Hydromorphone	1.608	96505	942.21	77.4	1251.52	61325	51.9659 ng/ml
Ketamine	4.050	463415	952.60	37.0	2209.20	383710	53.7334 ng/ml
Lamotrigine	4.280	30415	1951.51	86.3	92704.51	383710	52.8533 ng/ml
Lorazepam	5.749	381873	1979.05	53.0	1464.11	65676	50.8557 ng/ml
MDA	3.211	557133	20449.88	14.9	3456.36	136288	55.8080 ng/ml
MDMA	3.304	453004	6195.28	50.3	∞	66909	51.3700 ng/ml

AM #28 Multi-Drug Quant. Results



Name	RT	Resp.	S/N	Ratio	S/N	ISTD Resp.	Final Conc.
Meprobamate	4.930	44267	∞	26.7	1949.67	47381	55.2759 ng/ml
Methadone	5.649	375736	21068.93	50.4	16113.24	293875	50.4094 ng/ml
Methamphetamine	3.239	57254	1870.27	44.7	225.24	89532	50.9500 ng/ml
Metoprolol	4.332	73151	5843.70	93.4	3984.15	873345	52.7787 ng/ml
Mirtazapine	4.616	604613	6090.89	55.0	54049.72	536259	46.3309 ng/ml
Mitragynine	5.228	51637	37194.44	40.0	6741.49	293875	51.2960 ng/ml
Morphine	1.246	14449	2278.33	42.8	294.68	4482	52.3484 ng/ml
Norbuprenorphine	4.991	594	1497.11	63.4	1753.61	4148	5.0020 ng/ml
Nordiazepam	5.896	165215	1383.01	54.1	489.92	101372	52.1485 ng/ml
Norfentanyl	4.092	83858	51189.92	35.8	∞	684706	4.7614 ng/ml
Norhydrocodone	3.068	5465	54.91	43.7	120.36	16577	48.3545 ng/ml
Noroxycodone	2.918	129158	1648.04	46.1	15.69	68194	52.1188 ng/ml
O-desmethyl-tramadol	3.377	929477	1931.77	7.0	5207.24	1029273	50.8359 ng/ml
Oxazepam	5.753	277156	10175.20	70.4	∞	385567	54.5593 ng/ml
Oxycodone	2.836	326389	2254.97	28.0	1324.44	254577	52.7960 ng/ml
Oxymorphone	1.403	79265	1584.09	45.0	404.48	45946	49.9967 ng/ml
Phentermine	3.797	75350	963.01	2.1	42.48	205395	53.7227 ng/ml
Promethazine	5.536	264710	2648.76	30.0	579.07	225792	49.5943 ng/ml
Quetiapine	5.532	298542	∞	56.0	242960.61	71878	51.7347 ng/ml
Sertraline	5.765	30212	261.51	91.0	∞	26295	49.0813 ng/ml
Temazepam	5.819	453481	3752.19	33.8	226.36	555006	50.9206 ng/ml
Tramadol	4.252	916696	53462.55	3.8	1504.21	873345	53.7434 ng/ml
Trazodone	5.114	335156	901.76	78.8	41328.07	267000	50.5419 ng/ml
Venlafaxine	5.041	660843	54030.47	34.8	1150.19	812020	49.8739 ng/ml
Zolpidem	4.885	842496	137078.02	33.2	86441.96	881532	53.8571 ng/ml

AM #28 Multi-Drug Quant. Results



Batch results

D:\MassHunter\Data\2020\AM 27-28\111920 AM 28 P2 TS SP SJ_AM 28 27 SP\QuantResults\AM 28 P1 SP.batch.bin

Calibration Last Update

11/23/2020 9:15:50 AM

Instrument Type

Instrument 1
Cal
AM 28 MDQ P1.m

Data File Sample Operator Comment

p1 Cal 5-100ng.d
p1 Cal 5-100ng
Sarah Pickle

Acq. Method

AM 28 MDQ P1.m

Sample Position

P2-E5

Injection Volume

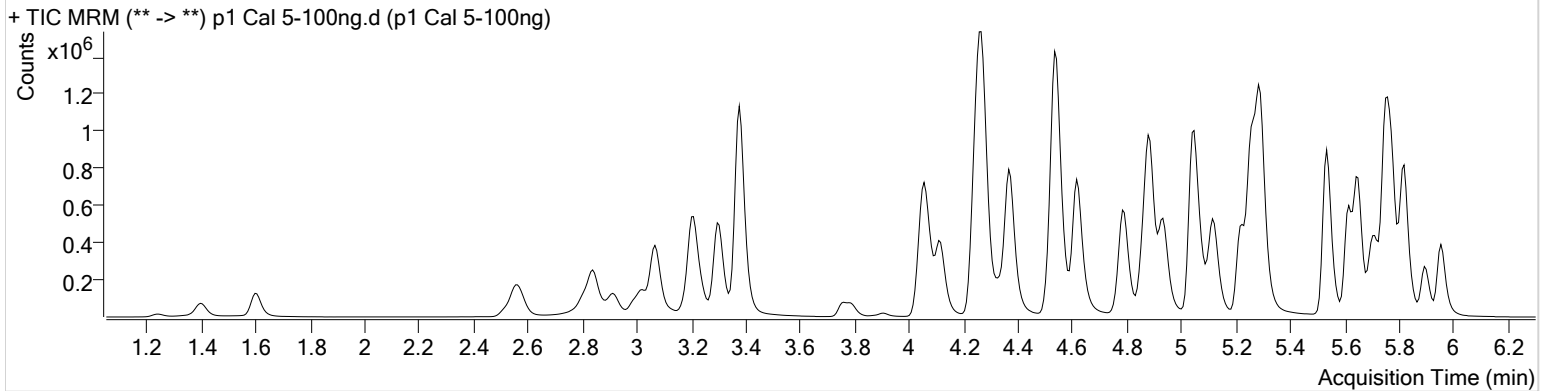
2

Acq. Date-Time

11/20/2020 8:10:53 AM

Sample Info.

Sample Chromatogram



Name	RT	Resp.	S/N	Ratio	S/N	ISTD Resp.	Final Conc.
6-MAM	3.132	13182	10367.80	70.2	17313.07	18380	9.6772 ng/ml
7-aminoclonazepam	4.277	250034	414.53	76.8	15037.53	81212	94.3757 ng/ml
a-hydroxyalprazolam	5.701	154631	4400.00	61.5	701.53	19403	106.1043 ng/ml
alpha-PHP	4.935	281331	2258.54	279.5	16689.28	477101	101.6049 ng/ml
alpha-PVP	4.376	1039095	18860.13	49.5	3867.56	477101	97.2419 ng/ml
Alprazolam	5.778	446062	∞	106.8	6974.74	96669	96.8489 ng/ml
Amphetamine	3.071	698281	10105.89	49.3	∞	37076	107.0374 ng/ml
Benzoylcegonine	3.905	28517	330490.22	7.5	615.12	11409	89.8747 ng/ml
Buprenorphine	5.748	15782	30569.53	14.2	15694.62	53986	10.1746 ng/ml
Bupropion	4.793	845576	2660.94	63.9	7838.40	212321	101.4875 ng/ml
Carisoprodol	5.727	216706	570.79	52.6	624.16	118196	101.1757 ng/ml
Citalopram	5.217	579354	30222.99	42.3	540.39	282151	99.4976 ng/ml
Clonazepam	5.615	702390	5644.28	32.5	48525.37	60355	103.1004 ng/ml
Cocaine	4.263	1024749	80234.41	44.8	250977.34	641854	99.4605 ng/ml
Codeine	2.577	80931	1359.63	105.1	9128.66	33169	102.5883 ng/ml
Cyclobenzaprine	5.619	202217	31289.32	13.3	∞	76214	96.4717 ng/ml
Dextromethorphan	5.266	267332	1173.05	83.0	18683.56	124880	99.5380 ng/ml
Dextrorphan	4.117	184389	495912.53	206.6	54408.80	309930	95.1783 ng/ml
Diazepam	5.956	352121	3824.55	86.8	594.00	180948	100.7808 ng/ml
Dihydrocodeine	2.555	224951	1227.00	69.7	1624.53	112745	103.7296 ng/ml
Diphenhydramine	5.294	1028224	370.87	32.3	832.66	1032389	100.2896 ng/ml
Doxylamine	4.541	1787696	359298.93	99.4	171662.81	716397	102.9504 ng/ml
EDDP	5.259	846487	47496.36	44.5	1111.99	526692	100.5990 ng/ml
Fentanyl	5.100	26504	13391.74	53.8	3754.01	127616	10.3419 ng/ml
Fluoxetine	5.703	210433	3614.16	8.1	50123.46	90935	99.4958 ng/ml
Hydrocodone	3.020	228988	∞	39.4	180.11	161821	108.9977 ng/ml
Hydromorphone	1.608	178605	1050.97	75.5	∞	57616	102.8295 ng/ml
Ketamine	4.050	819281	70992.23	37.4	2331.35	349847	105.0118 ng/ml
Lamotrigine	4.286	54468	2278.26	86.0	127542.84	349847	104.9838 ng/ml
Lorazepam	5.749	639402	∞	54.4	5468.05	60355	93.1263 ng/ml
MDA	3.211	998451	68674.83	14.5	7567.17	126667	108.6966 ng/ml
MDMA	3.298	863815	∞	49.4	15208.98	64309	102.3443 ng/ml

AM #28 Multi-Drug Quant. Results

\$



Name	RT	Resp.	S/N	Ratio	S/N	ISTD Resp.	Final Conc.
Meprobamate	4.930	77876	∞	26.7	2036.85	43180	107.4159 ng/ml
Methadone	5.649	762678	3776.08	50.5	3706.53	301120	99.8076 ng/ml
Methamphetamine	3.239	109341	383.92	44.9	866.65	86025	102.3852 ng/ml
Metoprolol	4.332	138380	64572.81	94.0	34363.29	828444	106.0033 ng/ml
Mirtazapine	4.616	1170444	∞	55.2	170552.99	477101	100.4656 ng/ml
Mitragynine	5.228	105308	∞	40.1	81658.86	301120	103.1491 ng/ml
Morphine	1.246	26999	1034.67	42.5	194.18	4304	102.1546 ng/ml
Norbuprenorphine	4.991	1212	∞	62.0	5018.87	4417	9.8921 ng/ml
Nordiazepam	5.896	302238	2413.47	55.8	767.95	95027	101.8965 ng/ml
Norfentanyl	4.085	168140	342.11	36.7	1063.08	700123	9.2930 ng/ml
Norhydrocodone	3.068	9919	68.81	40.5	85.18	14697	97.9107 ng/ml
Noroxycodone	2.911	238734	2051.97	46.6	877.49	64093	102.7996 ng/ml
O-desmethyl-tramadol	3.377	1773980	5879.29	7.0	942.95	991919	100.9031 ng/ml
Oxazepam	5.753	479553	6811.37	73.6	12841.61	346203	105.7169 ng/ml
Oxycodone	2.836	602650	2863.65	28.5	2679.49	238180	104.7745 ng/ml
Oxymorphone	1.396	143449	∞	44.8	366.70	40400	103.6043 ng/ml
Phentermine	3.790	136129	1910.65	2.1	207.75	189516	105.8226 ng/ml
Promethazine	5.536	677784	39616.58	30.2	1575.92	285093	100.6634 ng/ml
Quetiapine	5.532	579900	43204.15	57.2	∞	70483	103.0631 ng/ml
Sertraline	5.765	103983	2023.80	93.9	247.84	45393	97.7432 ng/ml
Temazepam	5.819	855612	20141.93	34.3	1673.83	536552	99.6052 ng/ml
Tramadol	4.252	1695603	∞	3.7	392.40	828444	105.6182 ng/ml
Trazodone	5.114	697034	57246.17	79.2	6007.12	280591	99.8870 ng/ml
Venlafaxine	5.041	1277006	2496.06	34.7	665.58	793673	98.6868 ng/ml
Zolpidem	4.885	1584561	154752.12	33.3	67813.27	862202	104.1204 ng/ml

AM #28 Multi-Drug Quant. Results



Batch results

D:\MassHunter\Data\2020\AM 27-28\111920 AM 28 P2 TS SP SJ_AM 28 27 SP\QuantResults\AM 28 P1 SP.batch.bin

Calibration Last Update

11/23/2020 9:15:50 AM

Instrument Type

Instrument 1
Cal
AM 28 MDQ P1.m

Data File Sample Operator Comment

p1 Cal 6-250ng.d
p1 Cal 6-250ng
Sarah Pickle

Acq. Method

Sample Position

Injection Volume

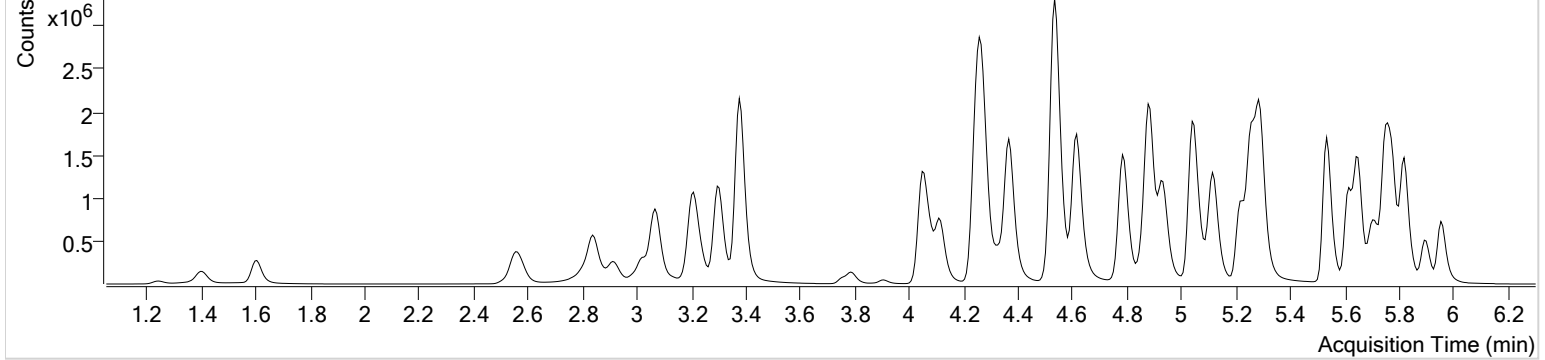
Acq. Date-Time

Sample Info.

P2-F5
2
11/20/2020 8:21:30 AM

Sample Chromatogram

+ TIC MRM (** -> **) p1 Cal 6-250ng.d (p1 Cal 6-250ng)



Name	RT	Resp.	S/N	Ratio	S/N	ISTD Resp.	Final Conc.
6-MAM	3.132	34252	1525.53	71.3	3010.92	18216	25.4509 ng/ml
7-aminoclonazepam	4.277	519671	10630.24	77.1	19176.36	63147	251.3564 ng/ml
a-hydroxyalprazolam	5.695	344004	638.39	62.6	2394.34	17334	265.0592 ng/ml
alpha-PHP	4.935	669781	5777.33	278.2	79096.02	457008	252.7235 ng/ml
alpha-PVP	4.369	2587103	58216.04	49.3	36417.00	457008	252.9703 ng/ml
Alprazolam	5.778	991853	∞	104.3	∞	81492	254.4447 ng/ml
Amphetamine	3.071	1598939	69438.26	51.6	∞	37457	244.1019 ng/ml
Benzoylcegonine	3.905	72361	1160.17	7.8	3754.99	11185	229.6844 ng/ml
Buprenorphine	5.748	33590	∞	13.6	10195.79	47647	24.5641 ng/ml
Bupropion	4.787	2358083	86470.60	63.6	104686.92	240125	250.8456 ng/ml
Carisoprodol	5.727	458146	39173.89	51.5	1733.76	101032	250.4571 ng/ml
Citalopram	5.217	1328276	789.60	41.5	2619.46	252948	254.6413 ng/ml
Clonazepam	5.615	1499541	84074.78	32.6	9513.25	54218	245.6517 ng/ml
Cocaine	4.263	2281734	191765.16	44.8	59123.06	573062	248.2220 ng/ml
Codeine	2.577	181693	4668.87	103.9	9901.77	31132	245.7180 ng/ml
Cyclobenzaprine	5.619	376283	∞	13.1	1637.75	54041	252.3463 ng/ml
Dextromethorphan	5.266	565915	576.58	82.5	333.15	105733	249.0628 ng/ml
Dextrorphan	4.117	448251	14232.15	202.8	30841.40	288877	248.1501 ng/ml
Diazepam	5.956	785917	12919.30	87.0	10570.85	162253	251.0061 ng/ml
Dihydrocodeine	2.555	542516	497.70	68.3	383.67	115742	244.6252 ng/ml
Diphenhydramine	5.294	2338409	1145.86	32.7	985.53	955126	246.7447 ng/ml
Doxylamine	4.535	4389588	165302.00	100.8	100755.85	713499	254.5135 ng/ml
EDDP	5.259	1896814	894.07	43.8	1106.73	472450	251.3503 ng/ml
Fentanyl	5.093	62258	10332.84	53.4	485.11	121695	25.4951 ng/ml
Fluoxetine	5.703	307863	53672.66	8.2	627.93	52646	251.6039 ng/ml
Hydrocodone	3.020	550554	∞	39.2	∞	168758	252.5615 ng/ml
Hydromorphone	1.608	419626	∞	76.3	1757.91	55473	251.6115 ng/ml
Ketamine	4.050	2030133	99134.82	37.2	3807.11	356550	256.5725 ng/ml
Lamotrigine	4.286	114658	13004.03	84.5	123736.57	356550	218.1377 ng/ml
Lorazepam	5.749	1060229	∞	54.5	∞	54218	172.3787 ng/ml
MDA	3.211	2121709	201056.36	13.9	1328.37	117907	249.6404 ng/ml
MDMA	3.298	2048270	193715.39	48.7	128735.18	60780	257.4204 ng/ml

AM #28 Multi-Drug Quant. Results

\$



Name	RT	Resp.	S/N	Ratio	S/N	ISTD Resp.	Final Conc.
Meprobamate	4.930	153040	∞	25.3	4508.93	37357	244.9717 ng/ml
Methadone	5.649	1726099	3334.90	51.1	25345.57	275136	247.1388 ng/ml
Methamphetamine	3.239	232242	1091.52	45.4	777.72	75354	249.8699 ng/ml
Metoprolol	4.332	321963	18178.65	94.7	9883.57	782288	262.2894 ng/ml
Mirtazapine	4.616	2837294	8538.87	54.7	∞	457008	253.7986 ng/ml
Mitragynine	5.228	229780	22732.97	40.2	6181.81	275136	247.7990 ng/ml
Morphine	1.246	63472	1100.98	42.0	324.95	4204	246.3080 ng/ml
Norbuprenorphine	4.991	2803	116.62	64.8	5432.69	3973	25.9881 ng/ml
Nordiazepam	5.903	664404	∞	55.5	738.16	84843	251.0793 ng/ml
Norfentanyl	4.085	418765	343.78	36.6	8147.10	660197	24.4702 ng/ml
Norhydrocodone	3.068	24177	103.33	43.6	106.95	12791	272.3803 ng/ml
Noroxycodone	2.911	548047	2085.68	45.3	614.43	59665	253.9596 ng/ml
O-desmethyl-tramadol	3.377	4316830	149720.51	7.0	23161.87	969373	251.5920 ng/ml
Oxazepam	5.753	873978	23510.12	72.3	∞	263940	253.5880 ng/ml
Oxycodone	2.836	1504708	15566.65	28.4	63117.78	246377	253.7418 ng/ml
Oxymorphone	1.403	338268	∞	43.8	∞	38548	257.0256 ng/ml
Phentermine	3.790	299425	∞	1.9	230.60	175939	251.6289 ng/ml
Promethazine	5.536	1222735	1449.25	30.5	26597.41	208612	248.3063 ng/ml
Quetiapine	5.532	1404394	244152.93	57.5	∞	69806	252.8770 ng/ml
Sertraline	5.765	117792	16103.02	93.7	6051.44	19978	251.4018 ng/ml
Temazepam	5.819	1937334	40640.89	33.6	2747.72	489798	247.4120 ng/ml
Tramadol	4.245	3840926	262005.69	3.8	∞	782288	254.5754 ng/ml
Trazodone	5.114	1776247	37455.52	80.8	2122.86	284488	250.8454 ng/ml
Venlafaxine	5.041	3051294	2640.24	34.6	1452.64	754203	248.2730 ng/ml
Zolpidem	4.878	3908033	∞	32.6	1205.80	854796	259.9138 ng/ml

AM #28 Multi-Drug Quant. Results



Batch results

D:\MassHunter\Data\2020\AM 27-28\111920 AM 28 P2 TS SP SJ_AM 28 27 SP\QuantResults\AM 28 P1 SP.batch.bin

Calibration Last Update

11/23/2020 9:15:50 AM

Instrument

Instrument 1

Data File

p1 Cal 7-500ng.d

Type

Cal

Sample

p1 Cal 7-500ng

Acq. Method

AM 28 MDQ P1.m

Operator

Sarah Pickle

Sample Position

P2-G5

Comment

Injection Volume

2

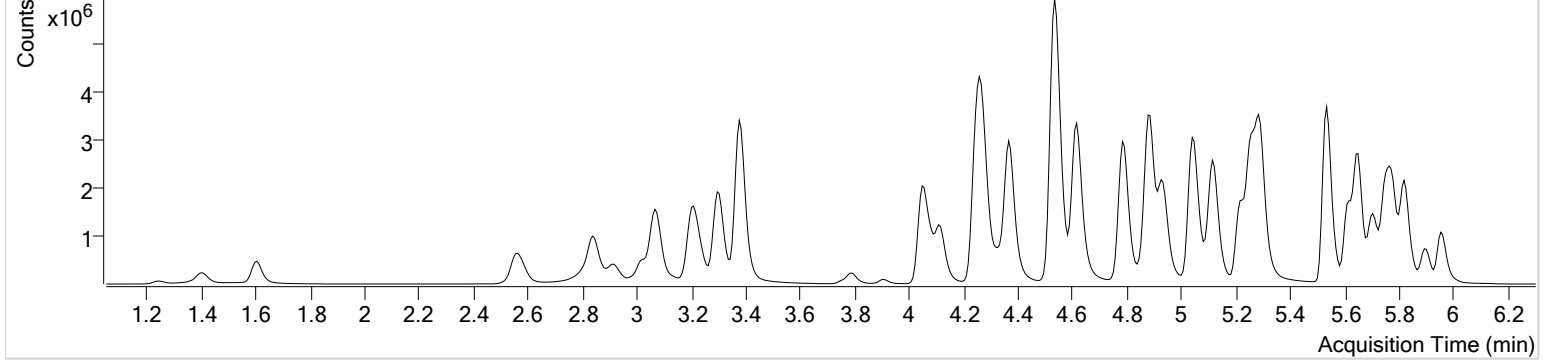
Acq. Date-Time

11/20/2020 8:32:06 AM

Sample Info.

Sample Chromatogram

+ TIC MRM (** -> **) p1 Cal 7-500ng.d (p1 Cal 7-500ng)



Name	RT	Resp.	S/N	Ratio	S/N	ISTD Resp.	Final Conc.
6-MAM	3.132	68647	∞	69.6	∞	18135	51.2861 ng/ml
7-aminoclonazepam	4.284	724465	45743.55	77.0	∞	42784	516.6156 ng/ml
a-hydroxyalprazolam	5.695	501635	622.62	63.3	2957.21	14237	471.0568 ng/ml
alpha-PHP	4.935	1263495	68951.38	280.8	194637.37	440727	494.4795 ng/ml
alpha-PVP	4.369	4944879	76224.73	49.5	58256.56	440727	501.5112 ng/ml
Alprazolam	5.778	1546239	1484.66	105.4	4999.41	63342	509.7064 ng/ml
Amphetamine	3.071	3073429	425.23	51.1	46717.18	38598	456.3562 ng/ml
Benzoylcegonine	3.905	154816	1378.14	7.7	5201.23	11705	467.6517 ng/ml
Buprenorphine	5.748	68896	6115.52	12.8	1729.42	47838	50.2035 ng/ml
Bupropion	4.787	4885702	505865.16	63.3	36702.84	250915	497.7762 ng/ml
Carisoprodol	5.727	676432	19453.29	52.2	249.34	76873	486.1396 ng/ml
Citalopram	5.217	2536899	2812.02	41.3	578.98	244599	503.0629 ng/ml
Clonazepam	5.615	2036995	34486.55	32.5	22556.66	39924	453.5463 ng/ml
Cocaine	4.263	3889084	97459.51	44.5	181119.37	484411	500.6265 ng/ml
Codeine	2.583	322951	6977.79	98.7	16087.36	28031	485.3104 ng/ml
Cyclobenzaprine	5.612	1116802	1447.47	13.2	17011.70	78578	514.5577 ng/ml
Dextromethorphan	5.266	1033640	430.17	82.3	911.96	95614	503.1917 ng/ml
Dextrorphan	4.117	828644	327244.05	200.5	2774.31	260764	508.1307 ng/ml
Diazepam	5.956	1303944	8944.57	87.3	5263.42	139458	484.6191 ng/ml
Dihydrocodeine	2.555	951350	466.89	69.2	811.53	113263	438.9136 ng/ml
Diphenhydramine	5.294	4527839	571.90	32.6	1370.04	917594	497.4610 ng/ml
Doxylamine	4.535	8283117	153747.43	99.9	109088.50	684855	500.8113 ng/ml
EDDP	5.259	3521171	65707.04	43.7	1486.34	445272	495.1066 ng/ml
Fentanyl	5.093	145903	1334.24	56.1	251848.71	147590	49.2781 ng/ml
Fluoxetine	5.703	1192664	37880.48	8.0	349.00	103479	496.0105 ng/ml
Hydrocodone	3.020	959718	1415.48	42.7	∞	162271	458.6538 ng/ml
Hydromorphone	1.608	764725	∞	79.8	∞	52106	488.6204 ng/ml
Ketamine	4.050	3656227	212397.77	37.6	31931.23	349511	472.1192 ng/ml
Lamotrigine	4.286	170502	19577.35	85.0	20414.07	349511	331.5437 ng/ml
Lorazepam	5.743	1124926	∞	56.6	4536.21	39924	248.6270 ng/ml
MDA	3.211	3440300	865.60	13.4	927.00	105127	454.9520 ng/ml
MDMA	3.298	3668526	174345.36	48.2	72127.34	57044	491.6480 ng/ml

AM #28 Multi-Drug Quant. Results

\$



Name	RT	Resp.	S/N	Ratio	S/N	ISTD Resp.	Final Conc.
Meprobamate	4.930	210360	27136.90	25.8	4983.17	29689	424.2472 ng/ml
Methadone	5.649	3582381	88058.89	50.2	44048.99	280674	502.7402 ng/ml
Methamphetamine	3.239	479256	4297.68	45.0	797.36	76331	510.2061 ng/ml
Metoprolol	4.332	547860	45730.94	95.0	∞	711287	491.5278 ng/ml
Mirtazapine	4.616	5665269	90986.84	54.3	148536.27	440727	525.1699 ng/ml
Mitragynine	5.228	450703	35288.68	41.5	13689.32	280674	477.4359 ng/ml
Morphine	1.246	117146	1677.03	45.2	11735.32	4032	474.1767 ng/ml
Norbuprenorphine	4.991	5739	13871.02	64.6	8369.57	4393	48.4196 ng/ml
Nordiazepam	5.903	1047025	1001.09	55.0	1943.53	69765	481.3101 ng/ml
Norfentanyl	4.085	765013	3166.95	37.0	1900.34	569271	51.7923 ng/ml
Norhydrocodone	3.068	48663	148.53	41.3	200.16	10924	640.5585 ng/ml
Noroxycodone	2.911	885858	1064.34	46.5	680.16	49381	496.2823 ng/ml
O-desmethyl-tramadol	3.377	7785032	122037.59	7.1	∞	882661	498.5233 ng/ml
Oxazepam	5.753	1052055	∞	70.2	47443.33	169946	474.6346 ng/ml
Oxycodone	2.836	2848800	6938.27	28.1	2083.95	247802	478.1610 ng/ml
Oxymorphone	1.403	598139	∞	44.8	∞	34699	505.5316 ng/ml
Phentermine	3.790	564235	3060.93	1.8	722.65	170495	489.9355 ng/ml
Promethazine	5.536	3793661	98758.32	30.3	5426.10	320171	502.0540 ng/ml
Quetiapine	5.532	2502804	107602.86	58.4	261050.59	72431	434.7477 ng/ml
Sertraline	5.765	499150	∞	93.8	742.53	41569	511.8630 ng/ml
Temazepam	5.819	3239711	94276.59	32.9	∞	408219	496.6544 ng/ml
Tramadol	4.245	6532336	186497.07	3.8	784.91	711287	476.9332 ng/ml
Trazodone	5.114	3669424	254738.13	81.8	1296089.38	292669	503.5805 ng/ml
Venlafaxine	5.041	5617416	247603.39	34.2	1781.16	679571	507.3546 ng/ml
Zolpidem	4.885	7040062	117524.40	32.5	136532.95	816699	490.5917 ng/ml

AM #28 Multi-Drug Quant. Results



Batch results

D:\MassHunter\Data\2020\AM 27-28\111920 AM 28 P2 TS SP SJ_AM 28 27 SP\QuantResults\AM 28 P1 SP.batch.bin

Calibration Last Update

11/23/2020 9:15:50 AM

Instrument

Instrument 1

Data File

p1 Cal 8-1000ng.d

Type

Cal

Sample

p1 Cal 8-1000ng

Acq. Method

AM 28 MDQ P1.m

Operator

Sarah Pickle

Sample Position

P2-H5

Comment

Injection Volume

2

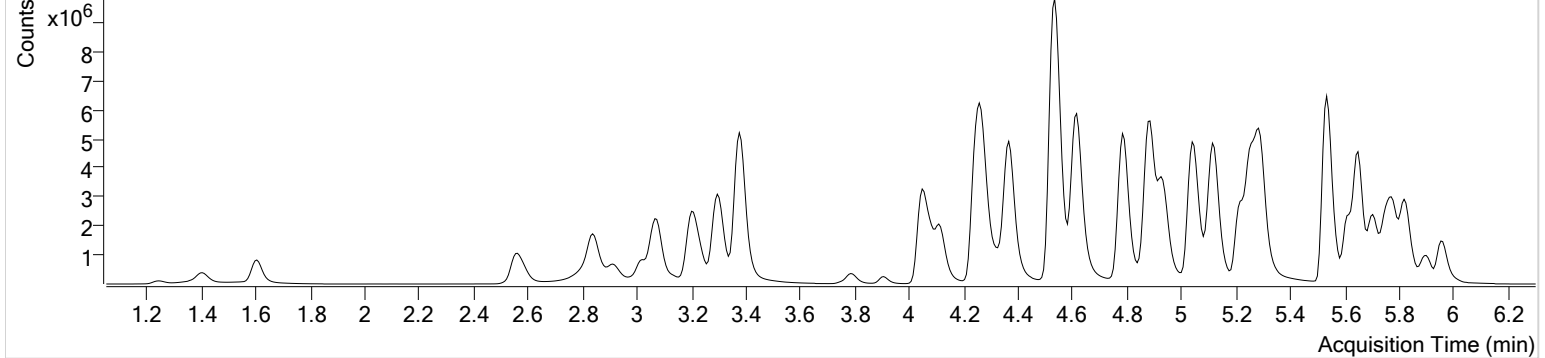
Acq. Date-Time

11/20/2020 8:42:42 AM

Sample Info.

Sample Chromatogram

+ TIC MRM (** -> **) p1 Cal 8-1000ng.d (p1 Cal 8-1000ng)



Name	RT	Resp.	S/N	Ratio	S/N	ISTD Resp.	Final Conc.
6-MAM	3.132	147535	1130.96	70.7	9508.32	20097	99.5069 ng/ml
7-aminoclonazepam	4.284	864526	10745.48	77.0	∞	23089	1141.7208 ng/ml
a-hydroxyalprazolam	5.695	637720	114.93	62.7	687.88	10345	824.5272 ng/ml
alpha-PHP	4.935	2250998	188193.37	284.4	137554.69	394579	984.1055 ng/ml
alpha-PVP	4.369	8908295	404894.32	50.0	109507.69	394579	1009.2855 ng/ml
Alprazolam	5.778	2299835	541.58	102.2	∞	44916	1068.4554 ng/ml
Amphetamine	3.078	4628238	436.29	51.4	∞	30502	870.7029 ng/ml
Benzoylcegonine	3.905	418089	2885.16	7.9	∞	13840	1065.7162 ng/ml
Buprenorphine	5.748	132398	14889.67	13.3	32023.59	50027	92.2707 ng/ml
Bupropion	4.787	8941607	166560.51	64.0	132381.66	245478	931.5409 ng/ml
Carisoprodol	5.727	863635	31561.99	53.1	241.84	48530	983.3214 ng/ml
Citalopram	5.217	4177554	1924.32	42.6	580.25	206639	980.6950 ng/ml
Clonazepam	5.615	2094311	253980.70	32.8	70710.31	25871	719.8654 ng/ml
Cocaine	4.263	6261189	89187.07	44.9	53259.86	391565	997.2042 ng/ml
Codeine	2.583	544299	10431.34	99.2	∞	24969	918.4493 ng/ml
Cyclobenzaprine	5.612	2522943	163505.73	13.0	∞	82526	1106.2285 ng/ml
Dextromethorphan	5.266	1562303	185.93	82.2	223.56	71729	1013.9301 ng/ml
Dextrorphan	4.117	1552035	28099.12	199.9	56200.36	232561	1067.0751 ng/ml
Diazepam	5.963	2024302	∞	87.3	∞	111820	938.3921 ng/ml
Dihydrocodeine	2.555	1641615	872.40	69.5	1869.67	122914	698.3138 ng/ml
Diphenhydramine	5.294	7751444	307.16	33.8	249.14	787346	992.6575 ng/ml
Doxylamine	4.535	15321171	290885.93	94.9	341703.64	706291	898.6071 ng/ml
EDDP	5.259	6257569	98806.82	42.7	474.30	386270	1014.2997 ng/ml
Fentanyl	5.093	338651	34684.45	58.2	3747.86	176286	95.7721 ng/ml
Fluoxetine	5.703	2664804	209700.93	8.3	4712.36	117263	978.0893 ng/ml
Hydrocodone	3.020	1721296	796.47	41.9	860.17	165990	804.9191 ng/ml
Hydromorphone	1.608	1431140	990.97	76.6	1035.71	50205	949.4841 ng/ml
Ketamine	4.050	6556277	486679.43	37.4	92722.28	334680	884.8719 ng/ml
Lamotrigine	4.286	221128	1281.37	83.3	16632.80	334680	449.4687 ng/ml
Lorazepam	5.743	1125521	3328.70	55.2	3225.41	25871	384.1890 ng/ml
MDA	3.204	5620286	236157.18	12.8	21160.40	93918	832.9099 ng/ml
MDMA	3.298	6234732	∞	48.1	99158.85	52874	901.8191 ng/ml

AM #28 Multi-Drug Quant. Results

\$



Name	RT	Resp.	S/N	Ratio	S/N	ISTD Resp.	Final Conc.
Meprobamate	4.943	256240	15373.68	25.7	2730.15	21095	727.8732 ng/ml
Methadone	5.649	6745332	141093.85	50.6	221993.94	262592	1011.7478 ng/ml
Methamphetamine	3.239	693939	5269.31	45.4	6587.06	57209	986.7391 ng/ml
Metoprolol	4.332	860131	7461.79	95.8	∞	647800	847.8645 ng/ml
Mirtazapine	4.616	10627814	5456.38	55.4	152544.28	394579	1100.0995 ng/ml
Mitragynine	5.228	871250	18938.58	39.8	48311.12	262592	987.6131 ng/ml
Morphine	1.246	225999	7996.15	43.4	2531.35	3826	964.3445 ng/ml
Norbuprenorphine	4.991	12676	1168.65	64.6	254.44	4682	100.7098 ng/ml
Nordiazepam	5.903	1517648	519.75	53.5	19641.48	51234	950.1260 ng/ml
Norfentanyl	4.085	1438420	3427.27	37.2	643.18	473011	117.1433 ng/ml
Norhydrocodone	3.068	125757	169.80	39.7	∞	11021	1639.1182 ng/ml
Noroxycodone	2.911	1439067	∞	47.3	537.00	43458	916.3563 ng/ml
O-desmethyl-tramadol	3.377	13723527	312717.31	7.2	48227.60	798195	972.0146 ng/ml
Oxazepam	5.753	965622	∞	65.8	∞	88336	838.5948 ng/ml
Oxycodone	2.836	5403677	6763.07	28.6	3047.06	249928	899.7975 ng/ml
Oxymorphone	1.403	1133882	∞	43.7	1113.94	36878	902.2293 ng/ml
Phentermine	3.790	968473	6128.70	1.8	990.52	170057	843.5823 ng/ml
Promethazine	5.536	8549258	120372.04	29.9	35999.21	357051	1014.6363 ng/ml
Quetiapine	5.532	3996295	91205.25	58.6	92480.14	74589	674.4201 ng/ml
Sertraline	5.765	1057492	∞	92.3	25958.29	43967	1025.1618 ng/ml
Temazepam	5.819	4886499	61878.28	32.8	619.56	308709	990.8169 ng/ml
Tramadol	4.245	10774909	46231.58	3.8	∞	647800	864.4881 ng/ml
Trazodone	5.114	7442507	197756.67	80.9	468145.42	306765	974.3241 ng/ml
Venlafaxine	5.041	10050606	564397.32	34.4	65694.77	609237	1012.6328 ng/ml
Zolpidem	4.885	12263995	82506.81	32.9	173704.16	830225	841.1307 ng/ml